FISCAL YEAR 2020-2021 BUDGET

OCTOBER 1, 2020 – SEPTEMBER 30, 2021

MAYOR
Jeremy Gunnels

MAYOR PRO-TEM
Mary Jane Hollowell

COUNCIL MEMBERS
July Cato
Jason Ivy
Kathy Smith

CITY ADMINISTRATOR
Tully Davidson

This budget will raise more revenue from property taxes than last year's budget by an amount of $, which is a percent increase/decrease from last year's budget. The property tax revenue to be raised from new property added to the tax roll this year is $

Proposed Rate = $0.91000000
No-New-Revenue Tax Rate = $0.8696614
Voter-Approval Tax Rate = $1.0015848

FOR:

OPPOSED:

Initial Draft **August 3, 2020**

Updated
8/3/2020

CITY OF GRAND SALINE

FY 2020-2021

	Same rate as 2015 Adopted Rate FY 2016	Increase to $0.90 Adopted Rate FY 2017	Increase to $0.94 Adopted Rate FY 2018	At $0.9400000 (Adopted) Rate FY 2019	At $0.9200000 (Adopted) Rate FY 2020	At $0.9100000 (Proposed) Rate FY 2021	Change In Dollars Over FY 2020	At $0.8696614 No-New-Revenue FY 2021	At $1.0015848 Voter-Approval FY 2021
Taxable Value	81,797,741	83,185,754	84,732,242	88,456,516	93,997,920	98,355,150	4,357,230	98,355,150	98,355,150
Value of Properties Under Protest	62,500	-	-	45,600	-	4,711,055	4,711,055		
Frozen Values	(15,227,130)	(15,677,030)	(16,059,410)	(16,366,530)	(18,073,900)	(20,495,054)	(2,421,154)	(20,495,054)	(20,495,054)
Value of New Improvements	(273,170)	(263,450)	(272,340)	(1,177,290)	(1,006,840)	(1,149,470)	(142,630)	(1,149,470)	(1,149,470)
Net Taxable Value	66,359,941	67,245,274	68,400,492	70,958,296	74,917,180	81,421,681	6,504,501	81,421,681	81,421,681
Total Taxable Value	66,633,111	67,508,724	68,672,832	72,135,586	75,924,020	82,571,151	6,647,131	82,571,151	82,571,151
Tax Rate per $100 Valuation									
M & O	0.67039994	0.5492127	0.59807876	0.58929340	0.60309123	0.54250000	(0.06059123)	0.50216140	0.63408480
I & S	0.20574006	0.3507873	0.34192124	0.35070660	0.31690877	0.36750000	0.05059123	0.36750000	0.36750000
Total Tax Rate	0.87614000	0.90000000	0.94000000	0.94000000	0.92000000	0.91000000	(0.01000000)	0.86966140	1.00158480
General Fund Revenues	446,708	370,766	410,718	425,090	457,891	447,948	(9,943)	414,640	523,571
Debt Service Revenues	137,091	236,812	234,807	252,984	240,610	303,449	62,839	303,449	303,449
Total Revenues from Tax Levy	583,799	607,578	645,525	678,074	698,501	751,397	52,896	718,089	827,020
Frozen Taxes	101,533	106,374	109,164	108,712	122,022	130,962	8,940	130,962	130,962
Total Ad Valorem Tax Collections	685,332	713,952	754,689	786,786	820,523	882,359	61,836	849,051	957,982
		M&O Total = 477,141	M&O Total = 519,882	M&O Total = 508,803	M&O Total = 579,914	M&O Total = 578,910			

GF Revenue = Line 20+Line 25

CITY OF GRAND SALINE
FY 2020-2021
TAX LEVY AND COLLECTION

	FY 2011	FY 2012	FY 2013	FY 2014	FY 2015	FY 2016	FY 2017	FY 2018	FY 2019	FY 2020	FY 2021	Proposed Change In Dollars
Taxable Value	82,963,270	81,278,844	79,776,793	79,214,605	79,756,873	81,797,741	83,185,754	84,732,242	88,456,516	93,997,920	98,355,150	4,357,230
Value of Properties Under Protest					149,860	62,500	-	-	45,600	-	4,711,055	4,711,055
Frozen Values	(17,460,770)	(17,502,230)	(16,670,400)	(16,387,020)	(15,502,730)	(15,227,130)	(15,677,030)	(16,059,410)	(16,366,530)	(18,073,900)	(20,495,054)	(2,421,154)
Value of New Improvements				(106,800)	(53,940)	(273,170)	(263,450)	(272,340)	(1,177,290)	(1,006,840)	(1,149,470)	(142,630)
Net Taxable Value	65,502,500	63,776,614	63,106,393	62,720,785	64,350,063	66,359,941	67,245,274	68,400,492	70,958,296	74,917,180	81,421,681	6,504,501
Total Taxable Value					64,404,003	66,633,111	67,508,724	68,672,832	72,135,586	75,924,020	82,571,151	6,647,131
Tax Rate per $100 Valuation												
M & O	0.32375	0.35024	0.29562	0.380739	0.45168346	0.67039994	0.54921270	0.59807876	0.58929340	0.60309123	0.54250000	0.013799
I & S	0.43014	0.43590	0.52052	0.435401	0.42445654	0.20574006	0.3507873	0.34192124	0.35070660	0.31690877	0.36750000	0.033799
Total Tax Rate	0.75389	0.78614	0.81614	0.816140	0.87614000	0.87614000	0.90000000	0.94000000	0.94000000	0.92000000	0.91000000	(0.01000000)
												-
General Fund Revenues	212,064	223,371	186,555	238,802	290,902	446,708	370,766	410,718	425,090	457,891	447,948	(9,943.00)
Debt Service Revenues	281,752	278,002	328,481	273,087	273,367	137,091	236,812	234,807	252,984	240,610	303,449	62,839.00
Total Revenues from Tax Levy	493,816	501,373	515,036	511,889	564,269	583,799	607,578	645,525	678,074	698,501	751,397	52,896.00
Frozen Taxes	101,339	103,844	107,070	106,718	102,386	101,533	106,374	109,164	108,712	122,022	130,962	8,940.00
Total Ad Valorem Tax Collections	595,155	605,217	622,106	618,607	666,655	685,332	713,952	754,689	786,786	820,523	882,359	61,836.00

CITY OF GRAND SALINE
GENERAL FUND
STATEMENT OF REVENUES AND EXPENDITURES
FY 2020-2021

REVENUES	FY 2014 ACTUAL	FY 2015 ACTUAL	FY 2016 ACTUAL	At $0.9000 FY 2017 ACTUAL	At $0.9400 FY 2018 ACTUAL	At $0.9400 FY 2019 BUDGET	FY 2020 BUDGET	FY 2021 BUDGET	PERCENT BUDGET
		393,269 @ 95% Collections	543,241@95% collections	477,141 @ 95% collections	519,682 @ 95% collections	$483,362 @ 95% collections	$510,000 @ 95% collections	$507,109 @ 95% collections	
Ad Valorem Taxes	277,289.16	334,627.00	506,503.00	419,483.18	462,443.76	483,362.00	510,000.00	507,109.00	28.12%
Delinquent Ad Valorem Taxes	5,950.38	10,008.00	8,888.00	8,468.77	13,298.47	8,900.00	8,900.00	9,000.00	0.50%
Penalties & Interest on Ad Valorem Taxes	4,546.84	6,770.00	8,920.00	6,509.64	7,711.54	7,500.00	7,500.00	7,500.00	0.42%
Sales & Use Tax for Property Tax Reduction	108,356.37	141,151.00	144,043.00	141,489.82	149,067.16	143,613.00	145,000.00	145,000.00	8.04%
Sales & Use Tax	222,512.08	287,890.00	292,955.00	293,653.42	304,946.98	287,226.00	290,000.00	290,000.00	16.08%
Franchise Fees	123,877.56	121,112.00	117,592.00	117,080.16	118,310.58	118,000.00	113,500.00	115,000.00	6.38%
State Liquor Tax	3,598.97	3,107.00	1,554.00	1,152.21	1,444.80	1,000.00	1,000.00	1,000.00	0.06%
Rental Income - Christus EMS Building							15,000.00	15,000.00	0.83%
Rental Income - GSYF Baseball Parks	6,600.00	8,400.00	1,200.00	1,400.00	6,680.00	1,400.00	1,400.00	1,400.00	0.08%
Police Reports	101.00	164.00	197.00	205.00	76.00	160.00	100.00	150.00	0.01%
Swimming Pool - Regular and Party Fees	18,488.43	27,130.00	23,605.00	25,238.04	30,606.45	24,500.00	24,000.00	25,000.00	1.39%
Swimming Pool - Concession Receipts	4,814.41	6,153.00	4,877.00	12,400.54	7,247.61	3,000.00	3,000.00	3,500.00	0.19%
Current Portion of Long-Term Debt-Water/WW	249,182.62	226,891.15	137,091.00	196,902.03	198,764.91	199,111.05	292,189.50	311,772.30	17.29%
Adm. Trnsf. From SWD Funds	18,000.00	18,000.00	18,000.00	30,000.00	30,000.00	30,000.00	30,000.00	40,000.00	2.22%
ETCOG Code Grant	-	-						10,000.00	
Adm Fee From Water/Wastewater	75,000.00	75,000.00	75,000.00	95,000.00	95,000.00	95,000.00	95,000.00	105,000.00	5.82%
Permits/Zoning & Site Fees	3,059.80	4,960.00	3,942.00	9,549.00	6,605.00	4,500.00	3,500.00	3,500.00	0.19%
Bailiff Fees	1,100.00	1,200.00	1,200.00	1,200.00	1,200.00	1,200.00	1,200.00	1,200.00	0.07%
Animal Registration Fees	125.00	125.00	70.00	145.00	395.00	150.00	150.00	150.00	0.01%
Traffic Fines	46,839.44	144,548.00	119,091.00	86,294.39	90,467.66	83,000.00	83,000.00	85,000.00	4.71%
Contractual Pmts. From EDC	51,423.69	49,867.89	52,051.89	53,768.48	52,788.06	57,000.00	62,100.00	65,200.00	3.62%
City Services Assistance - Morton Salt (Grant applied for)	-	-	-	-					0.00%
Grants from Other Government/Fire Truck	-	-	-	217,711.00					0.00%
Contribution for Park Maintenance	6,620.20	5,689.00	5,392.00	5,494.62	5,049.32	5,047.00	4,500.00	4,800.00	0.27%
Miscellaneous Income	35,083.66	8,604.00	10,534.00	19,946.71	13,926.27	10,000.00	10,000.00	10,000.00	0.55%
Interest Income				1,425.75	1,866.64	1,500.00	1,500.00	1,500.00	0.08%
Credit Card Fees					105.00				0.00%
GSISD reimbursement for SRO						43,452.50	43,452.50	45,432.20	2.52%
Total General Fund Revenues	**1,262,569.61**	**1,481,397.04**	**1,532,705.89**	**1,744,517.76**	**1,598,001.21**	**1,608,621.55**	**1,745,992.00**	**1,803,213.50**	**99.45%**
EXPENDITURES		Includes $40,000 subsidy for Champion	Includes $40,000 subsidy for Champion	Includes $40,000 subsidy for Champion	Includes $40,000 subsidy for Champion	Includes $40,000 subsidy for Champion			
Administration 01-11	#REF!	267,934.00	283,069.00	278,660.68	301,670.16	330,513.22	375,718.12	345,442.96	19.16%
Police Department 01-12	#REF!	452,653.00	444,509.00	465,633.22	502,973.19	623,005.18	581,726.21	597,371.52	33.13%
Volunteer Fire Department 01-13	#REF!	6,190.00	10,374.00	233,355.11	4,914.21	7,095.72	4,500.00	4,500.00	0.25%
Street Department 01-14	#REF!	366,356.00	417,083.00	441,626.52	353,387.53	263,159.77	357,551.53	355,518.00	19.72%
Code Enforcement 01-15	#REF!	2,793.00	14,292.00	54,878.13	43,597.22	62,778.29	67,711.32	127,605.39	7.08%
Animal Control 01-16	#REF!	1,026.00	1,035.00	6,573.44	10,988.19	12,535.63	22,075.00	22,075.00	1.22%
Municipal Courts 01-17	#REF!	53,418.00	61,519.00	60,908.56	51,276.06	60,510.09	66,447.14	68,813.79	3.82%
Salt Palace - Economic Development 01-18	#REF!	23,377.00	25,108.00	26,363.35	26,928.63	27,818.86	34,182.42	35,078.58	1.95%
Library 01-19	#REF!	33,524.00	30,240.00	38,795.63	53,213.91	51,737.59	51,595.31	56,023.54	3.11%
Parks Department 01-20-21	#REF!	13,047.00	13,817.00	36,732.16	34,745.76	40,964.54	26,057.18	26,057.18	1.45%
City Pool 01-20-22	#REF!	32,527.00	37,803.00	45,959.37	56,731.13	38,540.14	50,584.52	50,584.52	2.81%
Fire Marshal 01-21-00	#REF!	26,930.00	96,308.00	23,245.55	22,946.30	22,458.25	22,632.80	22,935.00	1.27%
Emergency Management Coordinator 01-21-02				41,293.88	16,117.92	14,486.78	14,095.00	14,095.00	0.78%
Mainstreet Department 01-98	#REF!	67,615.00	67,665.00	70,866.33	85,938.01	68,239.22	72,570.58	76,888.20	4.26%
Non-Departmental/Fire Truck Grant		-	-		-	-			0.00%
									0.00%
Total General Fund Expenditures	**#REF!**	**1,347,390.00**	**1,502,822.00**	**1,824,891.93**	**1,565,428.22**	**1,623,843.28**	**1,747,447.13**	**1,802,988.68**	100.00%
Excess (Deficiency) of Revenues Over (Under) Expenditures	#REF!	134,007.04	29,883.89	(80,374.17)	32,572.99	(15,221.73)	(1,455.13)	Under Revenues 224.82	100.00%
Other Revenues and Financing Sources (Uses)									
Operating Transfers In									
Operating Transfers Out									
Interest Income	730.72	950.00	1,457.00	1,000.00	1,539.00				
Sale of Assets		23,226.00	13,926.00						
Total Other Financing Sources (Uses)	730.72	24,176.00	15,383.00	1,000.00	1,539.00	-			
Net Change In Fund Balance	#REF!	158,183.04	45,266.89	(79,374.17)	34,111.99	(15,221.73)	(1,455.13)	224.82	
Fund Balance October 1	#REF!	67,393.38	222,580.29	288,342.09	232,975.75	267,196.79	251,975.06	250,519.93	
Adjustments									
Fund Balance September 30	67,393.38	222,580.29	288,342.09	232,975.75	267,196.79	251,975.06	250,519.93	250,744.75	

SOURCES OF GENERAL FUND
REVENUES & EXPENDITURES

SOURCE OF GENERAL FUND REVENUES

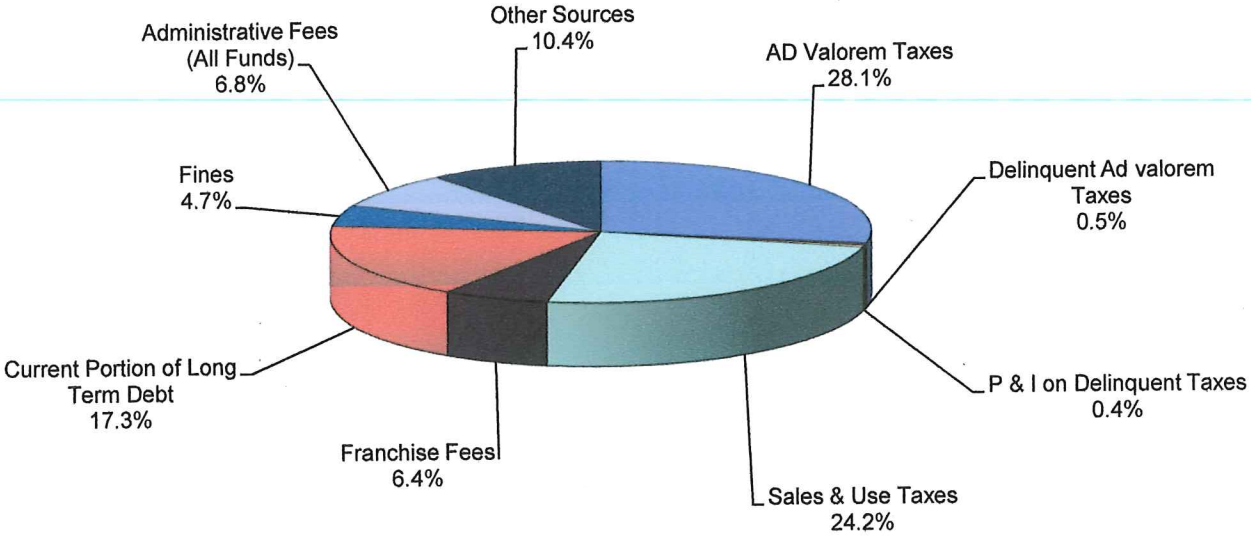

SOURCE OF GENERAL FUND EXPENDITURES

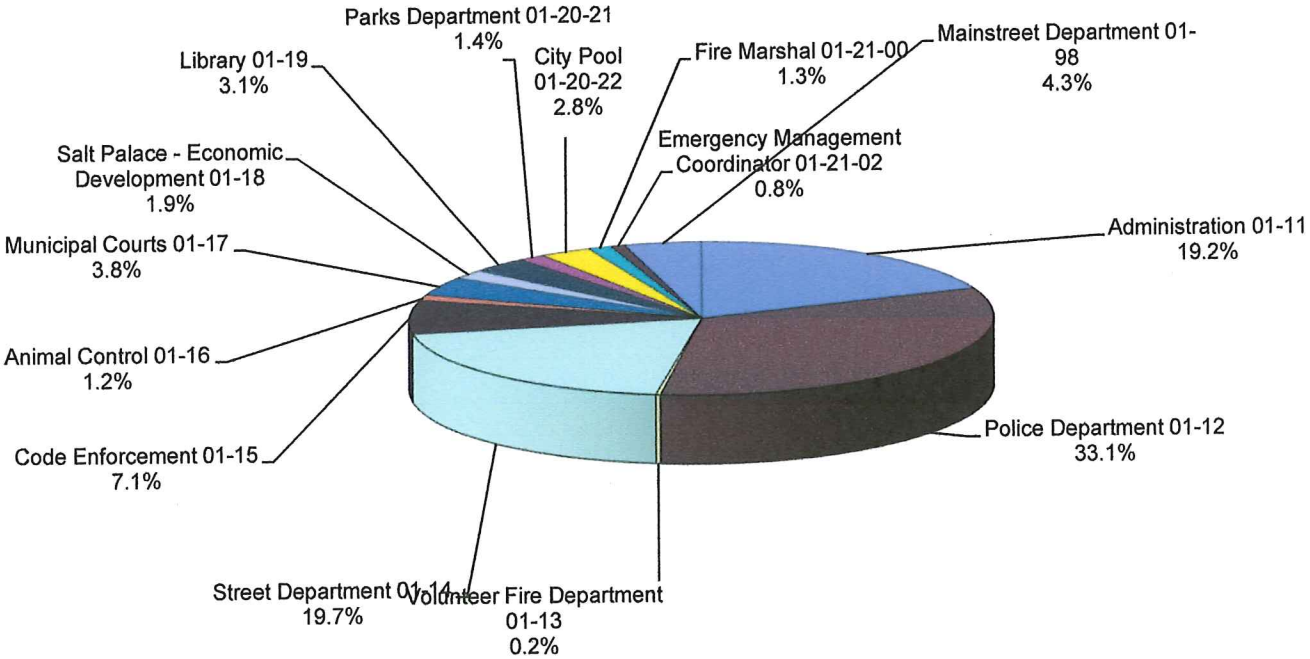

CITY OF GRAND SALINE
ENTERPRISE FUND
STATEMENT OF REVENUES AND EXPENDITURES

	FY 2016 ACTUAL	10% Increase FY 2017 Actual	FY 2018 Actual	FY 2019 BUDGET	FY 2020 Budget	FY 2021 Budget	Variance Total
REVENUES							
Water							
Water Sales	823,965.38	780,107.00	826,176.15	821,000.00	822,000.00	821,000.00	(1,000.00)
Tapping Fees	2,600.00	10,619.11	8,400.00	3,000.00	3,100.00	3,200.00	100.00
Reconnection Charges	13,594.88	6,483.00	18,175.00	6,500.00	6,550.00	6,600.00	50.00
NSF Charges	265.53	-	338.84	335.00	330.00	350.00	20.00
Miscellaneous Income (Late Charges, Misc Asset Sales)	20,758.98	25,069.20	28,299.00	8,200.00	8,000.00	8,000.00	-
Water CC Fees and Water Interest Income			2,956.20				-
Sub Total Water	**861,184.77**	**822,278.31**	**884,345.19**	**839,035.00**	**839,980.00**	**839,150.00**	(830.00)
							-
Waste Water							-
Waste Water Service Charge	397,552.39	412,735.98	434,848.12	407,000.00	408,000.00	408,500.00	500.00
Tapping Fees	600.00	700.00	1,800.00	1,000.00	1,200.00	1,300.00	100.00
Miscellaneous Income	18,688.00	2,036.02			100.00	200.00	100.00
WW CC Fees and Sewer Interest Income			2,953.14				-
Sub Total Waste Water	**416,840.39**	**415,472.00**	**439,601.26**	**408,000.00**	**409,300.00**	**410,000.00**	700.00
							-
TOTAL UTILITY FUND REVENUES	**1,278,025.16**	**1,237,750.31**	**1,323,946.45**	**1,247,035.00**	**1,249,280.00**	**1,249,150.00**	(130.00)
EXPENDITURES							
Water Department	1,221,606.34	971,741.14	995,764.00	1,146,743.55	1,107,125.79	646,893.13	(460,232.66)
							-
Waste Water Department	419,742.99	306,871.97	354,299.33	364,523.49	360,509.91	260,622.37	(99,887.54)
							-
TOTAL UTILITY FUND EXPENDITURES	**1,641,349.33**	**1,278,613.11**	**1,350,063.33**	**1,511,267.04**	**1,467,635.70**	**907,515.50**	(560,120.20)
							-
Excess (Deficiency) of Revenues							-
Over (Under) Expenditures	(363,324.17)	(40,862.80)	(26,116.88)	(264,232.04)	(218,355.70)	341,634.50	559,990.20
							-
Other Revenues and							-
Financing Sources (Uses)	Funding from finance for water tower						-
Operating Transfers In (from TexPool or Fund Balance)	440,000.00				205,000.00		(205,000.00)
Operating Transfers Out							-
Interest Income	3,000.63			3,300.00	3,300.00	3,300.00	-
Sale of Assets							-
							-
Total Other Financing							-
Sources (Uses)	**443,000.63**	-	-	**3,300.00**	**208,300.00**	**3,300.00**	(205,000.00)
							-
Net Change In Fund Balance	**79,676.46**	**(40,862.80)**	**(26,116.88)**	**(260,932.04)**	**(10,055.70)**	**344,934.50**	354,990.20
							-
Fund Balance October 1	#REF!	758,455.53	1,147,406.64	1,121,289.76	860,357.72	850,302.02	(10,055.70)
Adjustments							-
							-
Fund Balance September 30	**758,455.53**	**1,147,406.64**	**1,121,289.76**	**860,357.72**	**850,302.02**	**1,195,236.52**	344,934.50

SOURCES OF ENTERPRISE FUND
REVENUES & EXPENDITURES

ENTERPRISE FUND REVENUES

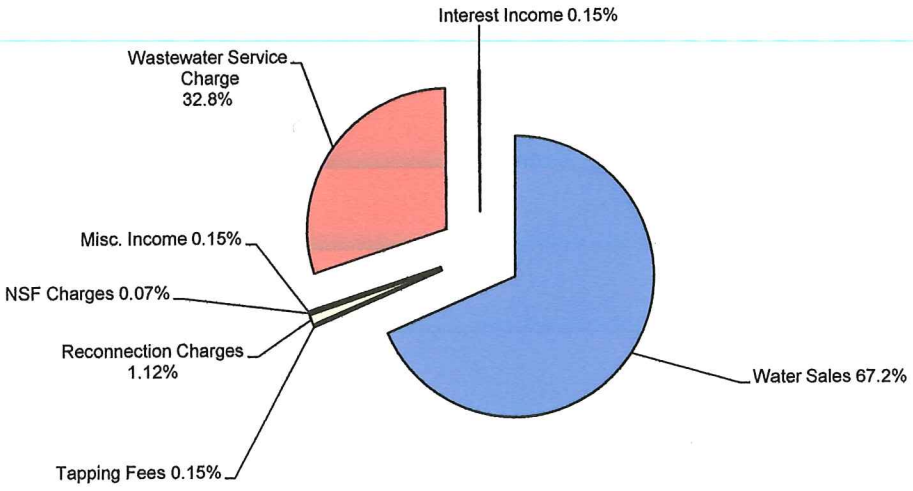

ENTERPRISE FUND EXPENDITURES

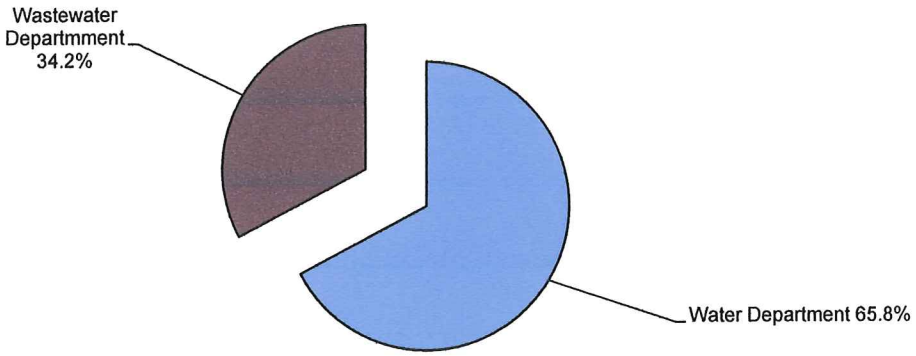

CITY OF GRAND SALINE
SOLID WASTE DISPOSAL FUND
STATEMENT OF REVENUES AND EXPENDITURES
FY 2020-2021

REVENUES	FY 2012 ACTUAL	FY 2016 ACTUAL	FY 2017 ACTUAL	FY 2018 Actual	FY 2019 Budget	FY 2020 Budget	FY 2021 Budget	Variance Total
Solid Waste Collection	276,974.00	346,769.35	343,191.74	353,169.57	345,901.00	345,901.00	347,000.00	1,099.00
Sales Tax on Collections	21,589.00	25,221.82	25,046.11	25,181.78	25,000.00	25,000.00	25,500.00	500.00
Solid Waste Grant (ETCOG or other source for creek)	2,500.00	3,000.00	4,144.01		5,000.00	5,000.00	4,000.00	(1,000.00)
								-
TOTAL SOLID WASTE DISPOSAL REVENUES	**301,063.00**	**374,991.17**	**372,381.86**	**378,351.35**	**375,901.00**	**375,901.00**	**376,500.00**	599.00
								-
								-
EXPENDITURES								-
Removal of Brush and Debris (creek)			2,918.97	9,068.59	32,000.00	32,000.00	26,000.00	(6,000.00)
Contract Hauling	232,567.00	276,755.34	242,986.31	307,708.08	268,000.00	268,000.00	268,500.00	500.00
Sales Tax on Sanitation Charges	#REF!	20,250.67	14,356.86	18,393.63	19,000.00	19,000.00	19,000.00	-
Sales Tax to General Fund	#REF!	4,868.29	10,673.88	6,812.75	5,000.00	5,000.00	6,000.00	1,000.00
Transfer of Franchise Fee to General Fund	#REF!	16,200.00	16,200.00	16,200.00	16,200.00	16,200.00	16,200.00	-
Administrative Transfer to General Fund	#REF!	18,000.00	30,000.00	30,000.00	30,000.00	30,000.00	40,000.00	10,000.00
Other Services (audit)	#REF!	1,500.00	1,500.00	1,500.00	1,500.00	1,500.00	1,600.00	100.00
								-
								-
TOT SOLID WASTE DISPOSAL EXPENDITURES	#REF!	**337,574.30**	**318,636.02**	**389,683.05**	**371,700.00**	**371,700.00**	**377,300.00**	5,600.00
								-
Excess (Deficiency) of Revenues								-
Over (Under) Expenditures	#REF!	**37,416.87**	**53,745.84**	**(11,331.70)**	**4,201.00**	**4,201.00**	**(800.00)**	(5,001.00)
								-
Other Revenues and								-
Financing Sources (Uses)								-
Operating Transfers In	-							-
Operating Transfers Out	-							-
Interest Income	200.00	734.39	907.16	1,366.66	800.00	800.00	850.00	50.00
Sale of Assets	-							-
								-
Total Other Financing								-
Sources (Uses)	200.00	**734.39**	**907.16**	**1,366.66**	**800.00**	**800.00**	**850.00**	50.00
								-
Net Change in Fund Balance	#REF!	38,151.26	54,653.00	(9,965.04)	5,001.00	5,001.00	50.00	(4,951.00)
								-
Fund Balance October 1	#REF!	184,247.85	222,399.11	277,052.11	267,087.07	272,088.07	277,089.07	5,001.00
Adjustments	-							-
								-
Fund Balance September 30	#REF!	222,399.11	277,052.11	267,087.07	272,088.07	277,089.07	277,139.07	50.00

CITY OF GRAND SALINE
GRAND SALINE FIRE DEPARTMENT
STATEMENT OF REVENUES AND EXPENDITURES
FY 2020-2021

	FY 2016 BUDGET	FY 2017 ACTUAL	FY 2018 Actual	FY 2019 BUDGET	FY 2020 BUDGET	FY 2021 BUDGET	BUDGET PERCENT INCREASE/ (DECREASE)
REVENUES							
Miscellaneous Income/*transfer from Ambulance*			1,501.00				
Rescue Operations		40,694.78					
Grant Revenues		5,500.00					
Sale of Assets							
TOTAL FIRE DEPARTMENT REVENUES	-	**46,194.78**	**1,501.00**				
EXPENDITURES							
Personnel	600.00	2,508.00	1,699.95	8,055.62	5,145.73	5,145.73	0.00%
Operations	44,130.00	36,795.98	41,620.45	48,524.48	59,954.27	59,954.27	0.00%
Supplies	8,100.00	17,761.59	27,513.10	20,119.00	28,400.00	28,400.00	0.00%
Utilities	2,960.00		4,524.39	4,491.39	3,600.00	3,600.00	0.00%
Capital Equipment	25,000.00	75,883.42	21,195.91	13,722.73	22,900.00	22,900.00	0.00%
Transfers		30,000.00					
TOT FIRE DEPARTMENT EXPENDITURES	**80,790.00**	**162,948.99**	**96,553.80**	**94,913.22**	**120,000.00**	**120,000.00**	0.00%
Excess (Deficiency) of Revenues Over (Under) Expenditures	(80,790.00)	(116,754.21)	(95,052.80)	(94,913.22)	(120,000.00)	(120,000.00)	0.00%
Other Revenues and Financing Sources (Uses)							
Operating Transfers In - General Fund	-						
Current Portion of Long Term Debt (60%)	150.00	226.52	54.09	150.00	150.00	200.00	33.33%
Interest Income	95,000.00	95,000.00	95,245.95	95,000.00	120,000.00	120,000.00	0.00%
ESD #: 2 Budget							
Total Other Financing Sources (Uses)	**95,150.00**	**95,226.52**	**95,300.04**	**95,150.00**	**120,150.00**	**120,200.00**	0.04%
Net Change in Fund Balance	14,360.00	(21,527.69)	247.24	236.78	150.00	200.00	33.33%
Fund Balance Beginning	#REF!	88,201.74	66,674.05	66,921.29	67,158.07	67,308.07	0.22%
Adjustments							
Fund Balance Ending	**88,201.74**	**66,674.05**	**66,921.29**	**67,158.07**	**67,308.07**	**67,508.07**	0.30%

CITY OF GRAND SALINE
DEBT SERVICE FUND
STATEMENT OF REVENUES AND EXPENDITURES
FY 2020-2021

	FY 2016 BUDGET	FY 2017 ACTUAL	FY 2018 Actual	FY 2019 Budget	FY 2020 Budget	FY 2021 Budget	PERCENT INCREASE/ (DECREASE)
REVENUES							
Ad Valorem Taxes	137,091.00	267,955.30	264,414.63	277,984.00	236,910.00	303,449.00	28.1%
Delinquent Tax Revenues	2,200.00	4,217.54	7,187.62	2,200.00	2,200.00	2,300.00	4.5%
Penalty & Interest Taxes	1,500.00	4,281.28	4,545.94	1,500.00	1,500.00	1,600.00	6.7%
Miscellaneous Revenues		1309					
TOTAL PROPERTY TAX	140,791.00	277,763.12	276,148.19	281,684.00	240,610.00	307,349.00	27.7%
EXPENDITURES							
2020 Police/Public Works Vehicles					$58,639.94	58,639.90	0.0%
Sewer Plant Improvements						40,000.00	
2021 PD Vehicles						44,746.03	
2007 Bond Series Principal/Debt Service	113,270.60	111,458.00	109,645.40	199,154.80	199,154.80	199,154.80	0.0%
2016 Limited Tax Note Water tower rehab		71,329.03	71,282.50	71,817.50	71,817.50	71,817.50	0.0%
Paying Agent Fees	800.00	800.00	800.00	800.00	800.00	800.00	0.0%
TOT DEBT SERVICE EXPENDITURES	114,070.60	183,587.03	181,727.90	271,772.30	330,412.24	415,158.23	25.6%
Excess (Deficiency) of Revenues Over (Under) Expenditures	26,720.40	94,176.09	94,420.29	9,911.70	(89,802.24)	(107,809.23)	20.1%
Other Revenues and Financing Sources (Uses)	42,412.00	48,819.00	50,843.00	75,000.00	150,000.00	107,809.23 From Reserves	-28.1%
Operating Transfers In (from fund balance)	36,341.50	36,341.50					
Operating Transfers Out	78,753.50	85,160.50	50,843.00	75,000.00	150,000.00	107,809.23	-28.1%
Interest Income	1,000.00	1,000.00	1,036.06	1,000.00	1,000.00	1,000.00	0.0%
Total Other Financing Sources (Uses)	79,753.50	86,160.50	51,879.06	76,000.00	1,000.00	1,000.00	0.0%
Net Change in Fund Balance	106,473.90	180,336.59	146,299.35	85,911.70	(88,802.24)	(106,809.23)	20.3%
Fund Balance October 1	#REF!	392,810.75	313,658.92	459,958.27	295,247.61	206,445.37	-30.1%
Adjustments							
Fund Balance September 30	392,810.75	313,658.92	459,958.27	295,247.61	206,445.37	99,636.14	-51.7%

CONSOLIDATED BOND SERIES

Year	2020 Sewer Plant Renovations Funding Date 10/01/2020			2021 PD Vehicle loan Police Vehicles and equipment			Limited Tax Note-Series 2016 Water Tower Rehab and Update			Non-Refunding Bond Series 2007			2020 Police/PW Vehicles	Total Debt Requirement
	Principal	Interest	Total DS	Principal	Interest	Total DS	Principal	Interest	Total DS	Principal	Interest	Total DS		
2021	$40,000	$0	$40,000	44,746.03		44,746.03	67,000.00	4,817.50	71,817.50	136,000.00	63,154.80	199,154.80	58,639.94	**414,358.27**
2022	$40,000	$0	$40,000	44,746.03		44,746.03	68,000.00	3,243.00	71,243.00	141,000.00	56,548.35	197,548.35	58,639.94	**412,177.32**
2023	$40,000	$0	$40,000	44,746.03		44,746.03	70,000.00	1,645.00	71,645.00	151,000.00	49,584.15	200,584.15		**356,975.18**
2024	$40,000	$0	$40,000							156,000.00	42,262.20	198,262.20		**238,262.20**
2025	$40,000	$0	$40,000							166,000.00	34,582.50	200,582.50		**240,582.50**
2026	$40,000	$0	$40,000							171,000.00	26,545.05	197,545.05		**237,545.05**
2027	$40,000	$0	$40,000							181,000.00	18,149.85	199,149.85		**239,149.85**
2028	$40,000	$0	$40,000							190,000.00	9,301.50	199,301.50		**239,301.50**
2029	$40,000	$0	$40,000							100,000.00	2,385.00	102,385.00		
2030	$40,000	$0	$40,000											**142,385.00**
2031	$40,000	$0	$40,000											**2,600,736.87**
Total	**$440,000**	**$0.00**	**440,000.00**	**134,238.09**	**-**	**134,238.09**	**205,000.00**	**9,705.50**	**214,705.50**	**1,392,000.00**	**302,513.40**	**1,694,513.40**	**117,279.88**	
Paying Agent	TWDB			Southside Bank Tyler			Southside Bank Tyler			Wells Fargo				

CITY OF GRAND SALINE
DEBT SERVICE REQUIREMENTS
FY 2020-2021

	CURRENT REQUIREMENTS PRINCIPAL	INTEREST	TOTAL	DEBT BALANCE 10/1/2020
GENERAL				
QUALIFIED TAX EXEMPT OBLIGATION				
Police Vehicles and Equipment - 2021	44,746.03	-	44,746.03	134,238.09
Budgeted Requirements	**44,746.03**	**-**	**44,746.03**	**134,238.09**
COMBINATION TAX AND REVENUE				
2007 Combination Tax and Revenue Certificates of Obligation	136,000.00	63,154.80	199,154.80	**1,694,513.40**
Refunding Bonds			58,639.94	117,279.88
2020 Police Vehicles	67,000.00	4,817.50	71,817.50	**214,705.50**
2016 Limited Tax Note				
Budgeted Requirements	**203,000.00**	**67,972.30**	**329,612.24**	**2,026,498.78**
2020 Sewer Plant renovations 10/1/2020	**$ 40,000.00**	**$ -**	40,000.00	**440,000.00**
TOTAL PRINCIPAL & INTEREST REQUIREMENTS	**287,746.03**	**67,972.30**	**414,358.27**	**2,600,736.87**
PAYING AGENT FEES			**800.00**	
SHORTFALL OF 100% OF COLLECTIONS			**-**	
TOTAL BUDGETED REQUIREMENTS			**415,158.27**	
TOTAL DEBT REQUIREMENT OUTSTANDING				**$ 2,600,736.87**

Minus $83,611.33 from excess collections

$331,546.67 total to be paid from taxes

CITY OF GRAND SALINE
DEBT SERVICE REQUIREMENTS
BY FUND
FY 2020-2021

GENERAL FUND	
Current Portion of Debt Service	**103,385.97**
QUALIFIED TAX EXEMPT OBLIGATION	
Police Vehicles and Equipment - 2021	58,639.94
QUALIFIED TAX EXEMPT OBLIGATION	
Police Vehicles and Equipment - 2020	44,746.03
UTILITY ENTERPRISE FUNDS	
Current Portion of Debt Service (Water)	
Water System Improvments (75%)	199,154.80
2009 Ford F250 Cab & Chasis	
2008 Case Backhoe	
2009 Ford Ranger Meter Reader Truck (50%)	
Skid Steer (50%)	
Water Tower Rehab and Updates 2016 Tax Note	
2021 Sewer Improvements	40,000.00
Current Portion of Debt Service (Wastewater)	
Wastewater System Improvments (25%)	71,817.50
2008 Case Loader	
2009 Ford Ranger Meter Reader Truck (50%)	
Skid Steer (50%)	
Paying agent fees	800.00
Current Portion of Long-term Debt to Enterprise Fund	***311,772.30***
TOTAL DEBT SERVICE REQUIRED FROM LEVY	**415,158.27**

Enterprise Fund	
CALCULATION NOTES	
Total of 2007, 2021, 2016 Tax Note	310,972.30
Plus fees included in VZCAD est	800.00
Total of 2007, 2012, 2016 w/fee	**311,772.30**

General Fund	
QUALIFIED TAX EXEMPT OBLIGATION	
Police Vehicles and Equipment - 2020	**58,639.94**
Police Vehicles and Equipment - 2021	**44,746.03**
TOTAL	**103,385.97**
TOTAL DEBT SERVICE PAYMENT	**415,158.27**
TOTAL PAID FROM FY 2019 EXCESS COLLECTIONS	
Net Amount Due from Debt Service Levy	**415,158.27**
2007, 2021, 2016 net payment	**311,772.30**
75% to water	233,829.23
25% to ww	77,943.08

CITY OF GRAND SALINE
FY 2020-2021
CERTIFICATES OF OBLIGATION BONDS, SERIES 2007
RATE: FIXED 4.77%

FUTURE DEBT REQUIREMENTS

FISCAL YEAR	PRINCIPAL REQUIREMENTS	INTEREST REQUIREMENTS	TOTAL PAYMENTS
2019			
2020			
2021	136,000.00	63,154.80	199,154.80
2022	141,000.00	56,548.35	197,548.35
2023	151,000.00	49,584.15	200,584.15
2024	156,000.00	42,262.20	198,262.20
2025	166,000.00	34,582.50	200,582.50
2026	171,000.00	26,545.05	197,545.05
2027	181,000.00	18,149.85	199,149.85
2028	190,000.00	9,301.50	199,301.50
2029	100,000.00	2,385.00	102,385.00
	1,392,000.00	302,513.40	1,694,513.40

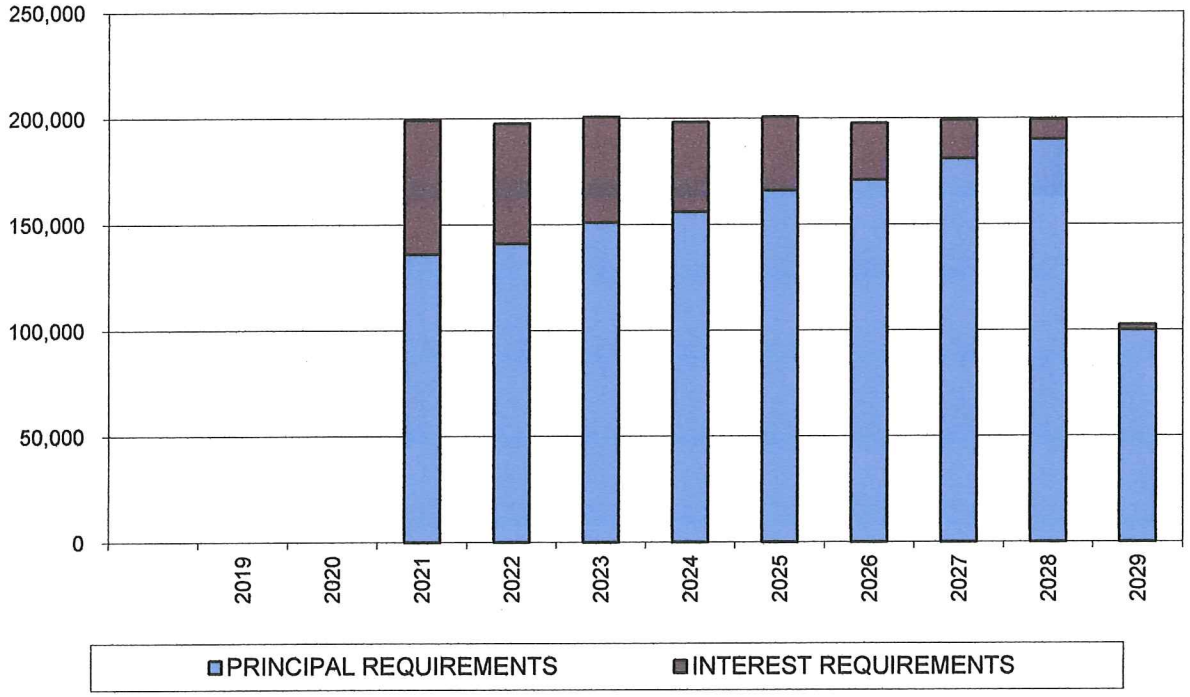

CITY OF GRAND SALINE

FY 2020-2021
2016 LIMITED TAX NOTE
RATE: FIXED 2.35%

FUTURE DEBT REQUIREMENTS

FISCAL YEAR	PRINCIPAL REQUIREMENTS	INTEREST REQUIREMENTS	FY DEBT SERVICE
2019			
2020			-
2021	67,000.00	4,817.50	71,817.50
2022	68,000.00	3,243.00	71,243.00
2023	70,000.00	1,645.00	71,645.00
TOTAL	**205,000.00**	**9,705.50**	**214,705.50**

City of Grand Saline

Qualified Tax Exempt Obligation - 2020

Funding Date 10/01/2019

RATE: 3.88

Qualified Tax Exempt Obligation - 2020
Police and Public Works Vehicles

Year	Principal	Interest	Total DS
2020			
2021	54,341.25	4298.69	58,639.94
2022	56,449.69	2190.25	58,639.94
Total	**110,790.94**	**6,488.94**	**117,279.88**

Government Capital Securties/North Dallas Bank & Trust

City of Grand Saline

Qualified Tax Exempt Obligation

Funding Date 10/01/2020, PD Vehicles

RATE: FIXED 3.97%

Qualified Tax Exempt Obligation - 2017
Police and Public Works Vehicles and Equipment

Year	Principal	Interest	Total DS
2021	44,746.03	-	44,746.03
2022	44,746.03	-	44,746.03
2023	44,746.03	-	44,746.03
Total	**134,238.09**	**-**	**134,238.09**

Government Capital Securties

City of Grand Saline

2020 Sewer Plant Renovations

Funding Date 10/01/2020

Dates	Principal	Interest Rate	Interest Amount	Total Debt Service	Fiscal Year Debt Service
11/15/20	$40,000	0.00	$ -	$ 40,000.00	$40,000
11/16/21	$40,000	0.00	$ -	$ 40,000.00	$40,000
11/17/22	$40,000	0.00	$ -	$ 40,000.00	$40,000
11/18/23	$40,000	0.00	$ -	$ 40,000.00	$40,000
11/19/24	$40,000	0.00	$ -	$ 40,000.00	$40,000
11/20/25	$40,000	0.00	$ -	$ 40,000.00	$40,000
11/21/26	$40,000	0.00	$ -	$ 40,000.00	$40,000
11/22/27	$40,000	0.00	$ -	$ 40,000.00	$40,000
11/23/28	$40,000	0.00	$ -	$ 40,000.00	$40,000
11/24/29	$40,000	0.00	$ -	$ 40,000.00	$40,000
11/25/30	$40,000	0.00	$ -	$ 40,000.00	$40,000
Total	**$240,000**		**$0.00**	**240,000.00**	**240,000.00**

CITY OF GRAND SALINE
FY 2020-2021
TOTAL SALARY & BENEFITS BY DEPARTMENT

PER HR	DEPARTMENT	SALARY	INS.	FICA 7.65%	TMRS 8.72%	UNEMPLOY 3% ON 1ST 9,000	W/C	CERT. PAY	LONGEVITY	VEH. ALLOW	CELL ALLOWANCE	TOTAL
	GEN. ADMIN.											
$28.66	T. Davidson	59,612.80	26.88	5,082.49	5,793.38	270.00	188.95	900.00	1,725.00	4,200.00		77,799.50
$24.75	D. Clair	51,480.00	9,326.64	4,010.90	4,571.90	270.00	149.11	900.00	50.00	-		70,758.55
		-	-	-	-	-	-	-	-	-		-
	TOTAL ADMIN.	**111,092.80**	**9,353.52**	**9,093.39**	**10,365.28**	**540.00**	**338.06**	**1,800.00**	**1,775.00**	**4,200.00**	**-**	**148,558.05**
	POLICE DEPT.											
$36.41	J. Barker - Chief	75,732.80	9,326.64	5,877.71	6,699.82	270.00	2,112.29	900.00	200.00			101,119.26
$21.25	N. Haley - Sergeant	45,857.50	9,326.64	3,565.47	4,064.17	270.00	1,281.33	600.00	150.00			65,115.11
$19.28	G. Pettis - Corporal	41,606.24	9,326.64	3,217.30	3,667.30	270.00	1,156.21	300.00	150.00			59,693.69
$17.29	M. Chandler K-9 Officer	37,311.82	9,326.64	2,892.60	3,297.19	270.00	1,039.52	300.00	200.00			54,637.77
$17.29	C. Barajas	37,311.82	9,326.64	2,888.78	3,292.83	270.00	1,038.15	300.00	150.00			54,678.22
$17.29	T. J. Foster	37,311.82	9,326.64	2,884.95	3,288.47	271.00	1,036.77	300.00	100.00			54,519.65
$16.09	D. Bettinger	34,722.22	9,326.64	2,683.02	3,058.30	270.00	964.21	300.00	50.00			51,374.39
$13.38	B. Copeland - Clerk	27,830.40	9,326.64	2,129.03	2,426.81	270.00	80.57					42,063.45
	OVERTIME	6,000.00	-	459.00	523.20	-	329.90	-	-	-		7,312.10
	RESERVES						253.67					253.67
	TOTAL PD	**343,684.62**	**74,613.12**	**26,597.86**	**30,318.09**	**2,161.00**	**9,292.62**	**3,000.00**	**1,000.00**	**-**	**-**	**490,667.31**
	CODE ENFORCE.											
19.53	D. Lucas	42,145.74	9,326.64	3,338.90	3,805.91	270.00	124.13	900.00	600.00			60,511.32
$19.53	J. Cato	42,145.74	9,326.64	3,300.65	3,762.31	270.00	88.73	900.00	100.00			
	STREET DEPT.											
$12.25	C. Jones	25,480.00	9,326.64	1,979.82	2,256.74	270.00	1,465.51	300.00	100.00	-	-	41,178.71
$14.00	M. Cook	29,120.00	9,326.64	2,258.28	2,574.14	270.00	1,671.63	300.00	100.00	-	-	45,620.69
	OVERTIME	1,950.00	-	149.18	170.04	270.00	110.42	-	-	-	-	2,649.64
	TOTAL STREET	**56,550.00**	**18,653.28**	**4,387.28**	**5,000.92**	**810.00**	**3,247.56**	**600.00**	**900.00**	**-**	**-**	**89,449.04**
	MUNICIPAL COURT											
$15.39	Open	32,011.20	9,326.64	2,483.28	2,830.62	270.00	92.32	300.00	150.00	-		47,464.06
	PEARSON	*12,600.00*		963.90	-		35.83					13,599.73
	TOTAL COURT	**44,611.20**	**$9,326.64**	**3,447.18**	**2,830.62**	**270.00**	**128.15**	**300.00**	**150.00**			**61,063.79**
	FIRE DEPT.											
		-	-	-	5,000.00	-	486.02	-	-	-	-	5,486.02
	FIRE MARSHAL											
$28.50	DAVIDSON	13,680.00					405.49			1,800.00		15,885.49
		not salary-contract labor										
	SALT PALACE											
$11.71	PART-TIME ATTENDANT	12,787.32	-	1,005.00	-	270.00	37.36	-	350.00	-	-	14,449.68
$11.71	PART-TIME ATTENDANT	12,787.32		978.23	-	270.00	37.36	-	-	-	-	14,072.91
	TOTAL	**25,574.64**		**1,983.23**	**-**	**540.00**	**74.72**					**28,522.59**
	LIBRARY											
$12.99	BRYANT	21,615.36	9,326.64	1,691.83	1,928.46	270.00	93.92	-	500.00	-	-	35,426.21
	MAIN STREET & EDC											
$20.81	Weldman	43,284.80	9,326.64	3,345.71	3,813.67	270.00	124.38	300.00	150.00	-	-	60,615.20
	WATER DEPT.											
$26.50	Savage	55,120.00	9,326.64	4,406.02	5,022.28	270.00	1,863.68	900.00	1,575.00			78,483.62
$20.50	T. Dickerson	42,640.00	9,326.64	3,411.14	3,888.25	270.00	1,442.86	900.00	1,050.00	-	-	62,928.89
$14.75	C. Laprade	30,680.00	9,326.64	2,404.40	2,740.70	270.00	1,026.73	600.00	150.00			47,198.47
$15.00	L. Craft	31,200.00	9,326.64	2,526.41	2,879.78	270.00	1,035.47	900.00	925.00	-	-	49,063.30
$12.50	R. Gomes Jr.	26,000.00	9,326.64	1,989.00	2,267.20	270.00	857.50	-	-	-	-	40,710.34
$16.00	L. Morrison	33,280.00	9,326.64	2,572.70	2,932.54	270.00	1,122.19	300.00	50.00	-	-	49,854.07
$15.00	D. Sills	15,600.00		1,193.40	1,360.32	270.00	88.73					18,512.45
$14.75	J. Gaston	15,340.00	9,326.64	1,173.51	1,337.65	270.00	87.25					27,535.05
$13.25	K. Blue	27,560.00	9,326.64	2,108.34	2,403.23	270.00	906.36					42,574.57
	OVERTIME	8,500.00	-	650.25	741.20	-	360.80	-	-	-	-	10,252.25
	ONCALL	2,650.00	-	202.73	231.08	-	-	-	-	-	-	3,083.81
	TOTAL WATER	**288,570.00**	**74,613.12**	**22,637.90**	**25,804.23**	**2,430.00**	**8,791.57**	**3,600.00**	**3,750.00**	**-**	**-**	**430,196.82**
	WASTE WATER DEPT.											
$0.00	0	-	-	-	-		-	-	-	-	-	-
$13.75	T. Burns	28,600.00	9,326.64	2,187.90	2,493.92	270.00	662.60					43,541.06
	OVERTIME	8,500.00	-	650.25	741.20	-	191.24	-	-	-	-	10,082.69
	TOTAL WW	**37,100.00**	**9,326.64**	**2,838.15**	**3,235.12**	**270.00**	**853.84**	-	-	-	-	**53,623.75**
		-		-		-	-		-			-
	ANIMAL SHELTER		-									
	OVERTIME		-									
	TOTAL AS		-		-			-	-	-	-	-
	SWIMMING POOL	**17,300.00**	-	**1,323.45**	-	**270.00**	**437.34**	-	-	-	-	**19,330.79**
	TOTAL	**$ 1,045,209.16**	**$ 223,866.24**	**$ 80,684.88**	**$ 92,102.30**	**$ 7,831.00**	**$ 24,397.80**	**$ 10,500.00**	**$ 9,175.00**	**$ 6,000.00**	**$ -**	**$ 1,499,336.38**

CITY OF GRAND SALINE
FY 2020-2021
TOTAL SALARY & BENEFITS BY FUND

DEPARTMENT	PER HR	SALARY	INS.	FICA 7.65%	TMRS 8.72% 7.81%	UNEMPLOY 3% ON 1ST 9,000	W/C	CERT. PAY	LONGEVITY	VEH. ALLOW	CELL ALLOW	TOTAL	TOTAL FOR WC CALCULATION C, I, J, K, L
GENERAL FUND SALARIES													
ADMINISTRATION													
T. Davidson	28.68	59,612.80	26.88	5,082.49	5,793.38	270.00	188.95	900.00	1,725.00	4,200.00		77,799.50	66,437.80
D. Clair	24.75	51,480.00	9,326.64	4,010.90	4,571.90	270.00	149.11	900.00	50.00	-		70,758.55	52,430.00
	-	-										-	
TOTAL ADM.		111,092.80	9,353.52	9,093.39	10,365.28	540.00	338.06	1,800.00	1,775.00	4,200.00	-	148,558.05	
MUNICIPAL COURT													
Court Clerk	15.39	32,011.20	9,326.64	2,483.28	2,830.62	270.00	92.32	300.00	150.00	-		47,464.06	32,461.20
B. Pearson	*1050.00 month*	*12,600.00*		963.90			35.83					13,599.73	12,600.00
TOTAL COURT		44,611.20	9,326.64	3,447.18	2,830.62	270.00	128.15	300.00	150.00			61,063.79	
MAIN STREET & EDC													
T. Weidman	20.81	43,284.80	9,326.64	3,345.71	3,813.67	270.00	124.38	300.00	150.00	-		60,615.20	43,734.80
LIBRARY													
K. Bryant	12.99	27,019.20	9,326.64	2,128.17	2,425.83	270.00	93.92	300.00	500.00	-	-	42,063.76	27,819.20
POLICE DEPT.													
J. Barker - Chief	36.41	75,732.80	9,326.64	5,877.71	6,699.82	270.00	2,112.29	900.00	200.00			101,119.26	76,832.80
N. Haley - Sergeant	21.25	45,857.50	9,326.64	3,565.47	4,064.17	270.00	1,281.33	600.00	150.00			65,115.11	46,607.50
G. Pettis - Corporal	19.28	41,606.24	9,326.64	3,217.30	3,667.30	270.00	1,156.21	300.00	150.00			59,693.69	42,056.24
M. Chandler K-9 Officer	17.29	37,311.82	9,326.64	2,892.60	3,297.19	270.00	1,039.52	300.00	200.00			54,637.77	37,811.82
C. Barajas	17.29	37,311.82	9,326.64	2,888.78	3,292.83	270.00	1,038.15	300.00	150.00			54,578.22	37,761.82
T. J. Foster	17.29	37,311.82	9,326.64	2,884.95	3,288.47	270.00	1,036.77	300.00	100.00			54,518.65	37,711.82
D. Bettinger	16.09	34,722.22	9,326.64	2,683.02	3,058.30	270.00	964.21	300.00	50.00			51,374.39	35,072.22
B. Copeland - Clerk	13.38	27,830.40	9,326.64	2,167.28	2,470.41	270.00	80.57	300.00	200.00			42,645.30	28,330.40
OVERTIME		12,000.00	-	918.00		-	329.90	-	-			13,247.90	12,000.00
RESERVES							253.67					253.67	279.22
TOTAL PD		337,684.62	74,613.12	27,095.11	29,838.49	2,160.00	9,292.62	3,300.00	1,200.00	-	-	497,183.96	
FIRE MARSHAL													
T. Davidson	28.50	13,680.00					405.49			1,800.00		15,885.49	
		not salary - contract labor											
STREET DEPT.													
C. Jones	12.25	25,480.00	9,326.64	1,979.82	2,256.74	270.00	1,465.51	300.00	100.00	-	-	41,178.71	25,880.00
M. Cook	14.00	29,120.00	9,326.64	2,258.28	2,574.14	270.00	1,671.63	300.00	100.00	-	-	45,620.69	29,520.00
OVERTIME	-	1,950.00	-	149.18		270.00	110.42	-	-	-	-	2,479.60	1,950.00
TOTAL STREET		54,600.00	18,653.28	4,387.28	4,830.88	810.00	3,247.56	600.00	200.00	-	-	89,279.00	
ANIMAL CONTROL													
In with Code Compliance		-											
Vacation Payout all depts.			-			-	-	-	10,000.00	-	-	10,000.00	
TOTAL ANIMAL CONTROL			-	-	-	-	-	-	10,000.00	-	-	10,000.00	
CODE COMPLIANCE													
D. Lucas	19.53	42,145.74	9,326.64	3,338.90	3,805.91	$270.00	124.13	900.00	600.00			60,511.32	43,645.74
J. Cato	19.53	42,145.74	9,326.64	3,300.65	3,762.31	270.00	88.73	900.00	100.00			59,894.07	
		674,118.36	TOTAL GENERAL FUND SALARIES						TOTAL GENERAL FUND COMPENSATION			985,160.57	
ENTERPRISE FUND SALARIES													
WATER DEPT.													
Savage	26.50	55,120.00	9,326.64	4,406.02	5,022.28	270.00	1,863.68	900.00	1,575.00			78,483.62	57,595.00
T. Dickerson	20.50	42,640.00	9,326.64	3,411.14	3,888.25	270.00	1,442.86	900.00	1,050.00	-	-	62,928.89	44,590.00
C. Laprade	14.75	30,680.00	9,326.64	2,427.35	2,766.86	270.00	1,026.73	900.00	150.00	-	-	47,547.58	31,730.00
L. Craft	15.00	31,200.00	9,326.64	2,448.00	2,790.40	270.00	1,035.47	600.00	200.00			47,870.51	32,000.00
R. Gomes Jr.	12.50	26,000.00	9,326.64	2,027.25	2,310.80	270.00	857.50	300.00	200.00	-	-	41,292.19	26,500.00
L. Morrison	16.00	33,280.00	9,326.64	2,653.02	3,024.10	270.00	1,122.19	900.00	500.00			51,075.95	34,680.00
D. Sills	15.00	31,200.00	9,326.64	2,417.40	2,755.52	270.00	88.73	300.00	100.00			46,458.29	31,600.00
J. Gaston	14.75	30,680.00	9,326.64	2,427.35	2,766.86	270.00	87.25	900.00	150.00			46,608.10	31,730.00
K. Blue	13.25	27,560.00	9,326.64	2,142.77	2,442.47	270.00	906.36	300.00	150.00			43,098.24	28,010.00
Part-Time	14.00	14,560.00		1,113.84		135.00							14,560.00
OVERTIME		11,150.00	-	852.98		-	360.80	-	-	-	-	12,363.78	11,150.00
ON CALL, 2018 in with OT now		-	-	-		-		-	-	-	-	-	-
TOTAL WATER		308,360.00	83,939.76	26,327.12	27,767.54	2,565.00	8,791.57	6,000.00	4,075.00	-	-	477,727.15	
WASTE WATER DEPT.													
0	-	-	-	-	-		-			-	-	-	-
T. Burns	13.75	28,600.00	9,326.64	2,252.93	2,568.04	270.00	662.60	600.00	250.00			44,530.21	29,450.00
OVERTIME		8,500.00	-	650.25		-	191.24	-	-	-	-	9,341.49	8,500.00
TOTAL WW		28,600.00	9,326.64	2,903.18	2,568.04	270.00	853.84	600.00	250.00	-	-	53,871.70	
		336,960.00	TOTAL ENTERPRISE FUND SALARIES						TOTAL ENTERPRISE FUND COMPENSATION			$531,598.85	
EMERGENCY SERVICES FUND													
CLOSED													
OTHER SALARIES BY FUND TYPE													
SALT PALACE													
BARBER	11.71	12,787.32		978.23		270.00	37.36		350.00			14,422.91	13,137.32
KING	11.71	12,787.32		978.23		270.00	37.36		350.00			14,422.91	13,137.32
TOTAL		25,574.64		1,956.46		540.00	74.72		700.00			28,845.82	
FIRE DEPT.		0.00	0.00	0.00		0.00	486.02	0.00	0.00	0.00	0.00	486.02	
PARKS AND RECREATION													
SWIMMING POOL		17,300.00	-	1,323.45	-	270.00	437.34	-	-	-	-	19,330.79	17,300.00
TOTAL		$1,053,953.00	$233,192.88	$85,345.95	$ 88,246.26	$ 7,695.00	$24,273.67	$13,200.00	$ 9,000.00	$ 4,200.00	$ -	$1,555,422.05	$1,116,612.22

CITY OF GRAND SALINE
FY 2020-2021
SALARY ADJUSTMENTS BY FUND

DEPARTMENTS	FY 2020 Rate	FY 2021 3% Increase	FY 2021 New Rt.	Rt. Chg.	FY 2020 Salary	FY 2021 Salary	Change	Percent Increase/ Decrease
Gen. Administration		Multiplier=103%						
T. Davidson (City Admin.)	27.83	1.03	28.66	0.83	57,886.40	59,612.80	1,726.40	3.0%
D. Clair (City Secy/Office Mgr)	24.03	1.03	24.75	0.72	49,982.40	51,480.00	1,497.60	3.0%
					-		-	
DEPARTMENT TOTAL					**107,868.80**	**111,092.80**	**3,224.00**	**3.0%**
Police Department								
J. Barker (Public Safety Director)	35.35	1.03	36.41	1.06	73,528.00	75,732.80	2,204.80	3.0%
N. Haley (Sergeant)	20.75		21.25	0.50	44,778.50	45,857.50	1,079.00	2.4%
G. Pettis (Corporal)	18.50		19.28	0.78	39,923.00	41,606.24	1,683.24	4.2%
M. Chandler (K-9 Officer)	17.29		17.29	-	37,311.82	37,311.82	-	0.0%
C. Barajas	17.29		17.29	-	37,311.82	37,311.82	-	0.0%
T.J. Foster (SRO)	16.09		17.29	1.20	34,722.22	37,311.82	2,589.60	7.5%
D. Bettinger	15.59		16.09	0.50	33,643.22	34,722.22	1,079.00	3.2%
B. Copeland	12.99	1.03	13.38	0.39	27,019.20	27,830.40	811.20	3.0%
OVERTIME					6,000.00	12,000.00	6,000.00	100.0%
DEPARTMENT TOTAL					**334,237.78**	**349,684.62**	**9,446.84**	**4.6%**
Code Compliance								
D. Lucas	19.28		19.53	0.25	**41,606.24**	**42,145.74**	**539.50**	**1.3%**
J. Cato	19.28		19.53	0.25	41,606.24	42,145.74	539.50	1.3%
Fire Marshal/EMC								
T. Davidson	28.50		28.50	-	**13,680.00**	**13,680.00**	**-**	**0.0%**
Street Department								
C. Jones	12.00		12.25	0.25	24,960.00	25,480.00	520.00	2.1%
M. Cook	13.75		14.00	0.25	28,600.00	29,120.00	520.00	1.8%
OVERTIME					1,950.00	1,950.00		
DEPARTMENT TOTAL					**55,510.00**	**56,550.00**	**1,518.40**	**1.9%**
Municipal Court								
(Chief Deputy Clerk)	14.94	1.03	15.39	0.45	31,075.20	32,011.20	936.00	3.0%
B. Pearson (pt time judge)	1,050.00		1,050.00	-	12,600.00	12,600.00	-	0.0%
DEPARTMENT TOTAL	per month		per month	per month	**43,675.20**	**44,611.20**	**936.00**	**2.1%**
			-					
Public Library			-		36 hrs/week	36 hrs/week		
K. Bryant	12.99	1.03	13.38	0.39	**24,317.28**	**25,047.36**	**730.08**	**3.0%**
			-					
Main Street			-					
T. Weidman	20.20	1.03	20.81	0.61	**42,016.00**	**43,284.80**	**1,268.80**	**3.0%**
Water Department								
D. Savage	26.00	0.25	26.50	0.50	54,080.00	55,120.00	1,040.00	1.9%
T. Dickerson	20.00	0.25	20.50	0.50	41,600.00	42,640.00	1,040.00	2.5%
C. Laprade	14.25	0.25	14.75	0.50	29,640.00	30,680.00	1,040.00	3.5%
L. Craft	14.50	0.25	15.00	0.50	30,160.00	31,200.00	1,040.00	3.4%
R. Gomes Jr.	12.00	0.25	12.50	0.50	24,960.00	26,000.00	1,040.00	4.2%
L. Morrison	15.50	0.25	16.00	0.50	32,240.00	33,280.00	1,040.00	3.2%
D. Sills	14.50	0.25	15.00	0.50	30,160.00	31,200.00	1,040.00	3.4%
J. Gaston	14.25	0.25	14.75	0.50	29,640.00	30,680.00	1,040.00	3.5%
K. Blue	12.75	0.25	13.25	0.50	26,520.00	27,560.00	1,040.00	3.9%
Part-Time			14.00	14.00	-	14,560.00	14,560.00	
OVERTIME					8,500.00	8,500.00	-	0.0%
ON CALL					2,650.00	2,650.00	-	0.0%
DEPARTMENT TOTAL					**310,150.00**	**334,070.00**	**23,920.00**	**7.7%**
			-					
Waste Water Dept.			-					
				-	-	-	-	#DIV/0!
T. Burns	13.25	0.25	13.75	0.50	27,560.00	28,600.00	1,040.00	3.8%
OVERTIME					8,500.00	8,500.00	-	
DEPARTMENT TOTAL					**36,060.00**	**37,100.00**	**1,040.00**	**2.9%**
Animal Control			-					
OVERTIME	-		-	-	-	-	-	
			-					
Salt Palace Attendants			-					
K. Barber	11.37	1.03	11.71	0.34	12,416.04	12,787.32	371.28	3.0%
T. King	11.37	1.03	11.71	0.34	12,416.04	12,787.32	371.28	3.0%
DEPARTMENT TOTAL					**24,832.08**	**25,574.64**	**742.56**	**3.0%**
Parks and Recreation								
SWIMMING POOL					**17,300.00**	**17,300.00**	**-**	**0.0%**
			TOTAL SALARIES		**1,051,253.38**	**1,100,141.16**	**48,887.78**	**4.7%**

CITY OF GRAND SALINE

FY 2020-2021

SCHEDULE OF BENEFITS

	Prev Year	Medical Plan/Dental/Vision	Basic Life/10,000	AD&D/10,000	Increase	Increase
Employee	673.90	774.98	1.84	0.4	101.08	15.00%
Spouse	538.86	619.68			80.82	15.00%
Child	538.86	619.68			80.82	15.00%
Family	1,615.00	1,857.25			242.25	15.00%

DEPARTMENT	RATE	Annual Salary	Medical	Life Ins.	AD & D	Monthly	Annually
ADMINISTRATION							
T. Davidson	28.66	59,612.80		1.84	0.40	2.24	26.88
A. Mayne	24.75	51,480.00	774.98	1.84	0.40	777.22	9,326.64
Assistant City Secretary	-	-				-	-
TOTAL ADM.		**111,092.80**	**774.98**	**3.68**	**0.80**	**779.46**	**9,353.52**
MUNICIPAL COURT							
Court Clerk	15.39	32,011.20	774.98	1.84	0.40	777.22	9,326.64
B. Pearson	*1050.00 month*	*12,600.00*					
TOTAL COURT		**44,611.20**					**9,326.64**
MAIN STREET & EDC							
T. Weidman	20.81	**43,284.80**	774.98	1.84	0.40	777.22	**9,326.64**
LIBRARY							
K. Bryant	12.99	**21,615.36**	774.98	1.84	0.40	777.22	**9,326.64**
POLICE DEPT.							
J. Barker - Chief	36.41	75,732.80	774.98	1.84	0.40	777.22	9,326.64
N. Haley - Sergeant	21.25	45,857.50	774.98	1.84	0.40	777.22	9,326.64
G. Pettis - Corporal	19.28	41,606.24	774.98	1.84	0.40	777.22	9,326.64
M. Chandler K-9 Officer	17.29	37,311.82	774.98	1.84	0.40	777.22	9,326.64
C. Barajas	17.29	37,311.82	774.98	1.84	0.40	777.22	9,326.64
C. Bosher	17.29	37,311.82	774.98	1.84	0.40	777.22	9,326.64
D. Bettinger	16.09	34,722.22	774.98	1.84	0.40	777.22	9,326.64
B. Copeland - Clerk	13.38	27,830.40	774.98	1.84	0.40	777.22	9,326.64
OVERTIME		12,000.00		-		-	-
RESERVES		-	-	-	-	-	-
TOTAL PD		**349,684.62**	**6,199.84**	**14.72**	**3.20**	**6,217.76**	**74,613.12**
FIRE MARSHAL/EMC							
T. Davidson		**13,680.00**					
CODE ENFORCEMENT		-	-		-	-	-
D. Lucas	**19.53**	**42,145.74**	774.98	**1.84**	0.40	777.22	**9,326.64**
J. Cato	19.53	**42,145.74**	774.98	1.84	0.40	777.22	9,326.64
STREET DEPT.							-
C. Jones	12.25	25,480.00	774.98	1.84	0.40	777.22	9,326.64
M. Cook	14.00	29,120.00	774.98	1.84	0.40	777.22	9,326.64
OVERTIME	-	1,950.00					
TOTAL STREET		**56,550.00**	**3,099.92**	**3.68**	**0.80**	**3,108.88**	**37,306.56**
							-
ANIMAL SHELTER							-
Vacation Payout all depts.	-	-	-	-	-	-	-
TOTAL SHELTER		-	-	-	-	-	-

CITY OF GRAND SALINE

FY 2020-2021

SCHEDULE OF BENEFITS

	Prev Year	Medical Plan/Dental/Vision	Basic Life/10,000	AD&D/10,000	Increase	Increase
Employee	673.90	774.98	1.84	0.4	101.08	15.00%
Spouse	538.86	619.68			80.82	15.00%
Child	538.86	619.68			80.82	15.00%
Family	1,615.00	1,857.25			242.25	15.00%

DEPARTMENT	RATE	Annual Salary	Medical	Life Ins.	AD & D	Monthly	Annually
ENTERPRISE FUND BENEFITS							
WATER DEPT.							
Savage	26.50	55,120.00	774.98	1.84	0.40	777.22	9,326.64
T. Dickerson	20.50	42,640.00	774.98	1.84	0.40	777.22	9,326.64
C. Laprade	14.75	30,680.00	774.98	1.84	0.40	777.22	9,326.64
L. Craft	15.00	31,200.00	774.98	1.84	0.40	777.22	9,326.64
R. Gomes Jr.	12.50	26,000.00	774.98	1.84	0.40	777.22	9,326.64
L. Morrison	16.00	33,280.00	774.98	1.84	0.40	777.22	9,326.64
D. Sills	15.00	31,200.00	774.98	1.84	0.40	777.22	9,326.64
J. Gaston	14.75	30,680.00	774.98	1.84	0.40	777.22	9,326.64
K. Blue	13.25	27,560.00	774.98	1.84	0.40	777.22	9,326.64
Part-Time	14.00	14,560.00				-	-
OVERTIME						-	
						-	
OVERTIME		8,500.00	-	-		-	-
ON CALL		2,650.00	-	-	-	-	-
TOTAL WATER		**334,070.00**	**6,974.82**	**16.56**	**3.60**	6,994.98	**83,939.76**
						-	
WASTE WATER DEPT.						-	
0	-	-				-	-
T. Burns	13.75	28,600.00	774.98	**1.84**	0.40	777.22	9,326.64
OVERTIME		8,500.00	-	-	-	-	-
TOTAL WW		**37,100.00**	**774.98**	**1.84**	**0.40**	777.22	**9,326.64**
OTHERS BY FUND TYPE							
SALT PALACE/EDC							
BARBER	11.71	**12,787.32**					
KING	11.71	**12,787.32**					
TOTAL		**25,574.64**					
AMBULANCE SVS.							
CLOSED							
TOTAL AMB SVS			-	-	-	-	-
FIRE DEPT.		-	-	-	-	-	-
SWIMMING POOL		**17,300.00**	-	-	**0.40**	**0.40**	**4.80**
TOTAL		**$ 1,096,709.16**	**$ 20,149.48**	**$ 46.00**	**$ 10.40**	**$ 20,210.36**	**$ 251,850.96**

CITY OF GRAND SALINE
FY 2019-20
WORKERS COMPENSATION BREAKDOWN

Contributions	Experience Modifier 0.79	Fund Discount (.20) 0.80	
Streets & Road Repair	Salary	Rate	Est. Contrib.
C. Jones	25,880.00	8.96	1,465.51
M. Cook	29,520.00	8.96	1,671.63
OVERTIME	1,950.00	8.96	110.42
TOTAL STREET & RD.	**57,350.00**		**3,247.56**
WTRWKS OPR; FLD CNTL SYS MAINT; IRR CNT			
Savage	57,595.00	5.12	1,863.68
T. Dickerson	44,590.00	5.12	1,442.86
L. Craft	32,000.00	5.12	1,035.47
L. Morrison	34,680.00	5.12	1,122.19
C. Laprade	31,730.00	5.12	1,026.73
R. Gomes Jr.	26,500.00	5.12	857.50
K. Blue	28,010.00	5.12	906.36
Part-Time	14,560.00	5.12	471.14
OVERTIME	11,150.00	5.12	360.80
TOTAL WTRWKS	**280,815.00**		**9,086.73**
Sewage Treatment & Collection			
0	-		-
T. Burns	29,450.00	3.56	662.60
OVERTIME	8,500.00	3.56	191.24
TOTAL WW TREATMENT	**37,950.00**		**853.84**
Police Officers - Paid			
J. Barker - Chief	76,832.80	4.35	2,112.29
N. Haley - Sergeant	46,607.50	4.35	1,281.33
G. Pettis - Corporal	42,056.24	4.35	1,156.21
M. Chandler K-9 Officer	37,811.82	4.35	1,039.52
C. Barajas	37,761.82	4.35	1,038.15
T. J. Foster	37,711.82	4.35	1,036.77
D. Bettinger	35,072.22	4.35	964.21
OVERTIME	12,000.00	4.35	329.90
Police Reserves Calculated on est. hours worked	8,158.00	4.92	253.67
TOTAL PD - PAID	**334,012.22**		**9,212.05**
Code Compliance			
D. Lucas	-	-	-
J. Cato	-		
	-		-
Clerical - Office			
T. Davidson	66,437.80	0.45	188.95
D. Clair	52,430.00	0.45	149.11
Court Clerk	32,461.20	0.45	92.32
B. Pearson	12,600.00	0.45	35.83
L. Morrison	34,680.00	0.45	98.63
BARBER	13,137.32	0.45	37.36
KING	13,137.32	0.45	37.36
T. Weidman	43,734.80	0.45	124.38
B. Copeland - Clerk	28,330.40	0.45	80.57
D. Lucas	43,645.74	0.45	124.13
D. Sills	31,200.00	0.45	88.73
J. Gaston	30,680.00	0.45	87.25
TOTAL CLERICAL - OFFICE	**340,594.58**		**968.64**

Contributions		Experience Modifier 0.79	Fund Discount (.20) 0.80	
Streets & Road Repair		Salary	Rate	Est. Contrib.
Animal Shelters				
Vacation Payout all depts.				-
TOTAL ANIMAL CONTROL				-
TOTAL ANIMAL SHELTER				-
Schools, Library, Museum Prof.				
K. Bryant		**27,019.20**	0.55	**93.92**
Parks And Recreation				
POOL EMPLOYEES		17,300.00	4.00	437.34
TOTAL PARKS & REC.		**17,300.00**		**437.34**
Ambulance Clerical Services				
CLOSED			-	-
CLOSED			-	-
				-
TOTAL AMBULANCE SERVICE				-
OTHER SALARIES BY FUND TYPE				
Volunteer Firefighters				
GSVFD	Volunteer hours X $10	**7,636.80**	10.07	**486.02**
Fire Marshal				
T. Davidson		**13,680.00**	4.69	**405.49**
TOTAL CONTRIBUTIONS				**24,791.59**

CITY OF GRAND SALINE
FY 2020-2021
LIABILITY INSURANCE BY DEPARTMENT

	General Liability	Law Enforcement Liability	Errors And Omissions	Auto Liability	Auto Physical Liability	Real Property	Mobile Equipment	TOTAL BY DEPT.
Gen. Administration	366.00		628.00	73.00		967.91		**15,234.91**
Police Dept.		5,424.00		3,208.00	2,291.00	232.92		**12,235.92**
PD Animal Mortality		1,080.00						
Code Enforcement				-	-			**-**
Street Department	566.00		978.00	1,432.00	1,170.00		743.00	**4,889.00**
Animal Control				-	-	70.69		**70.69**
Municipal Court								**-**
Salt Palace						107.30		**107.30**
Library						459.78		**459.78**
Parks	84.00		145.00			268.18		**497.18**
Pool	148.00		256.00			52.07		**456.07**
Water Department	1,184.00		2,044.00	909.00	1,055.00	2,063.29	887.00	**8,142.29**
Wastewater Dept.	176.00		304.00	225.00	187.00	1,135.81	491.00	**2,518.81**
EDC Board	107.00		186.00			939.76		**1,232.76**
Fire Department				1,288.00	1,464.00	1,179.29		**3,931.29**
EMS								
TOTAL	**2,631.00**	**6,504.00**	**4,541.00**	**7,135.00**	**6,167.00**	**7,477.00**	**2,121.00**	**36,576.00**

REAL PROPERTY BREAKDOWN PER BLDG

1/3 City Hall	CoC Bldg.	Fielder Bldg.	Gym	Training Center	City Hall Generator	TOTAL
225.93	491.37	144.62	15.70	36.32	53.97	967.91

EDC REAL PROPERTY BREAKDOWN PER BLDG

555 W. Frank	129 & 131 N. Main	Salt Museum	119 Main	TOTAL
330.97	93.99	429.35	85.45	939.76

Fire Department - REAL PROPERTY BREAKDOWN PER BLDG

1/3 FD	Sand Flt -Sub	SS VZ 1803	Ritchie's	Main Station	New Siren	TOTAL
225.92	62.40	38.66	558.76	266.23	27.32	1,179.29

Grand Saline General Administration Department
General Fund
01-11

	FY 2016 Actual	FY 2017 Actual	FY 2018 Actual	FY 2019 Actual	FY 2020 Budget	FY 2021 Budget	Percent Increase/ (Decrease)
OPERATING EXPENDITURES							
PERSONNEL							
01-11-00-4110 Salaries & Wages	95,638.46	100,238.22	103,937.83	103,924.91	132,735.20	111,092.80	-19.48%
01-11-00-4210 Insurance	16,896.00	10,634.03	9,250.77	12,683.40	12,188.70	9,353.52	-30.31%
01-11-00-4220 FICA	7,220.80	7,621.55	8,306.25	7,648.21	10,882.90	9,093.39	-19.68%
01-11-00-4230 TMRS	5,998.87	4,822.27	5,721.40	8,775.79	12,405.08	10,365.28	-19.68%
01-11-00-4250 Unemployment	342.00	27.00	368.56	18.00	675.00	540.00	-25.00%
01-11-00-4260 Workers Compensation	309.16	336.92	329.54	332.64	421.33	338.06	-24.63%
01-11-00-4270 Certification Pay	900.00	900.00	1,800.00	1,800.00	2,100.00	1,800.00	-16.67%
01-11-00-4280 Longevity	1,100.00	1,225.00	1,100.00	2,700.00	3,225.00	1,775.00	-81.69%
01-11-00-4291 Vehicle Allowance	0.00	0.00	4,200.00	4,200.00	4,200.00	4,200.00	0.00%
01-11-00-4292 Cell Allowance				600.00	0.00	0.00	0.00%
TOTAL PERSONNEL	**128,405.29**	**125,804.99**	**$135,014.35**	**$142,682.95**	**$178,833.21**	**$148,558.05**	-20.38%
OPERATIONS							
01-11-00-4412 Election Expense	74.00	265.74	4,891.11	410.68	2,750.00	2,750.00	0.00%
01-11-00-4415 Maint. On Bldg. & Grounds	10,357.32	4,264.44	5,813.64	3,636.33	8,000.00	8,000.00	0.00%
01-11-00-4430 Maint. On Operating Equip.	4,796.27	6,296.26	8,389.52	9,505.01	4,000.00	4,000.00	0.00%
01-11-00-4431 Maint. On Furniture/Fixtures	239.99	-	134.78	520.85	500.00	500.00	0.00%
01-11-00-4480 Property Insurance and Brinson Benefits	2,620.87	37,635.01	2,945.69	10,661.61	15,234.91	15,234.91	0.00%
01-11-00-4510 Travel/Training	2,055.88	8,708.93	4,071.67	2,513.06	6,000.00	6,000.00	0.00%
01-11-00-4511 Employee Appreciation			2,387.32	1,104.67	3,000.00	3,000.00	0.00%
01-11-00-4530 Dues & Subscriptions	2,525.00	1,709.50	3,767.95	2,864.00	1,800.00	1,800.00	0.00%
01-11-00-4570 Legal Fees	3,100.00	1,940.25	39,319.05	29,016.22	25,000.00	25,000.00	0.00%
01-11-00-4571 Audit Fees	4,700.00	4,700.00	4,700.00	4,700.00	5,000.00	5,000.00	0.00%
01-11-00-4575 Printing & Advertising	429.43	919.56	1,367.76	1,715.92	1,000.00	1,000.00	0.00%
01-11-00-4580 VZ Appraisal District - Tax Collection	19,467.52	19,520.32	19,897.68	20,282.24	21,000.00	21,000.00	0.00%
01-11-00-4599 ETCOG-911 Contract	1,915.20	1,915.20	1,915.20	1,953.00	2,000.00	2,000.00	0.00%
01-11-00-4000 Champion EMS Subsidy	40,000.00	40,000.00	40,000.00	10,000.00	-	-	
Information Technolgy					60,000.00	60,000.00	0.00%
TOTAL OPERATIONS	**92,281.48**	**127,875.21**	**139,601.37**	**98,883.59**	**155,284.91**	**155,284.91**	0.00%
SUPPLIES							
01-11-00-4310 General Office Supplies	1,648.31	2,669.95	2,455.02	1,472.90	2,000.00	2,000.00	0.00%
01-11-00-4312 Postage	1,099.24	1,228.34	953.31	1,019.72	1,500.00	1,500.00	0.00%
01-11-00-4320 Janitorial Supplies	423.72	457.27	398.90	566.30	800.00	800.00	0.00%
01-11-00-4330 Departmental Supplies		-	0.00				
01-11-00-4350 Fuel & Lubricants			0.00				
01-11-00-4390 Uniforms			0.00				
01-11-00-4399 Misc.	1,277.77	435.15	471.56	1,139.58	1,000.00	1,000.00	0.00%
TOTAL SUPPLIES	**4,449.04**	**4,790.71**	**4,278.79**	**4,198.50**	**5,300.00**	**5,300.00**	0.00%
UTILITY SERVICES							
01-11-00-4460 Electrical Svs.	2,395.49	2,292.31	4,114.34	4,424.69	2,500.00	2,500.00	0.00%
01-11-00-4466 Natural Gas	399.51	242.11	438.57	338.25	800.00	800.00	0.00%
01-11-00-4468 Suddenlink & PHD & Frontier	9,808.23	13,250.72	14,649.25	40,225.52	13,500.00	13,500.00	0.00%
01-11-00-4469 Website Maintenance	14,156.95	695.00	995.00	6,616.51	1,500.00	1,500.00	0.00%
TOTAL UTILITIES	**26,760.18**	**16,480.14**	**20,197.16**	**51,604.97**	**18,300.00**	**18,300.00**	0.00%
CAPITAL							
01-11-00-4725 Building Improvements	30,486.83	1,379.92	1,400.00	32,196.72	10,000.00	10,000.00	0.00%
01-11-00-4730 Furniture/Fixture	508.16	703.26	1,178.49	946.49	2,000.00	2,000.00	0.00%
01-11-00-4733 Operating Equipment	177.52	1,626.45	-	-	6,000.00	6,000.00	0.00%
TOTAL CAPITAL	**31,172.51**	**3,709.63**	**2,578.49**	**33,143.21**	**18,000.00**	**18,000.00**	0.00%
TOTAL GENERAL ADMINISTRATION DEPARTMENT BUDGET	**283,068.50**	**278,660.68**	**301,670.16**	**330,513.22**	**375,718.12**	**345,442.96**	-8.76%

Grand Saline Police Department
General Fund
01-12

OPERATING EXPENDITURES		FY 2016 Actual	FY 2017 Actual	FY 2018 Actual	FY 2019 Actual	FY 2020 Budget	FY 2021 Budget	Percent Increase/ (Decrease)
PERSONNEL								
01-12-00-4110	Salaries & Wages	253,723.74	265,300.45	269,376.64	318,001.31	334,495.98	337,684.62	0.95%
01-12-00-4120	Overtime	9,798.71	4,744.13	17,439.30	7,604.13	12,000.00	12,000.00	0.00%
01-12-00-4210	Insurance	49,262.00	52,446.24	57,863.42	67,912.44	64,881.60	74,613.12	15.00%
01-12-00-4220	FICA	20,224.39	20,719.41	21,692.06	24,390.72	26,713.49	27,095.11	1.43%
01-12-00-4230	TMRS	16,259.78	15,558.31	15,161.16	25,661.22	29,403.49	29,838.49	1.48%
01-12-00-4250	Unemployment	737.95	163.92	1,264.04	160.33	2,160.00	2,160.00	0.00%
01-12-00-4260	Workers Compensation	8,206.90	8,825.42	7,671.07	9,270.02	9,184.09	9,292.62	1.18%
01-12-00-4270	Certification Pay	900.00	900.00	1,475.00	1,775.00	1,800.00	3,300.00	83.33%
01-12-00-4280	Longevity	550.00	800.00	900.00	150.00	900.00	1,200.00	33.33%
01-12-00-4292	Uniform Allowance	-	0.00	110.99	83.48		-	
01-12-00-4293	Cell Allowance				300.00		-	
TOTAL PERSONNEL		**359,663.47**	**369,457.88**	**$392,953.68**	**$455,308.65**	**$481,538.65**	**$497,183.96**	3.25%
OPERATIONS								
01-12-00-4391	K-9 Program			6358.2	$ 715.04	4000.00	4000.00	0.00%
01-12-00-4415	Maint. On Bldg. & Grounds	751.60	1,594.21	491.42	653.63	500.00	500.00	0.00%
01-12-00-4420	Maint. On Vehicles	15,172.47	7,103.77	7,152.30	6,225.78	6,500.00	6,500.00	0.00%
01-12-00-4430	Maint. On Operating Equip.	6,364.50	17,800.28	16,033.34	26,952.67	12,000.00	12,000.00	0.00%
01-12-00-4431	Maint. On Furniture/Fixtures	30.40	129.13	-	285.00	200.00	200.00	0.00%
01-12-00-4432	Maint. On Instruments and Apparatus		2,746.04	2,781.62	1,784.71	2,400.00	2,400.00	0.00%
01-12-00-4480	Insurance	7,207.72	8,954.02	8,659.72	14,096.62	12,235.92	12,235.92	0.00%
01-12-00-4510	Travel/Training	3,991.33	3,421.42	2,620.81	445.50	3,500.00	3,500.00	0.00%
01-12-00-4530	Dues & Subscriptions	3,851.95	6,991.19	8,556.28	5,702.20	5,425.00	5,425.00	0.00%
01-12-00-4570	Legal Fees	50.00		-				
01-12-00-4575	Printing & Advertising	467.94	460.00	331.99	50.00	250.00	250.00	0.00%
TOTAL OPERATIONS		**37,887.91**	**49,200.06**	**52,985.68**	**56,911.15**	**47,010.92**	**47,010.92**	0.00%
SUPPLIES								
01-12-00-4310	General Office Supplies	1,360.60	2,542.40	2,488.97	1,764.11	2,000.00	2,000.00	0.00%
01-12-00-4312	Postage	300.51	306.22	360.06	39.90	280.00	280.00	0.00%
01-12-00-4320	Janitorial Supplies	449.22	826.70	303.18	289.52	300.00	300.00	0.00%
01-12-00-4330	Departmental Supplies	8,122.47	3,686.44	2,533.19	3,763.33	3,500.00	3,500.00	0.00%
01-12-00-4350	Fuel & Lubricants	13,555.41	14,295.24	20,671.87	16,282.78	14,000.00	14,000.00	0.00%
01-12-00-4390	Uniforms	2,009.47	6,426.10	8,758.01	1,913.18	2,200.00	2,200.00	0.00%
01-12-00-4714	Personal Protective Armor	5,431.08	2,911.59	5,893.13	1,949.99	2,000.00	2,000.00	0.00%
01-12-00-4399	Misc.	2,890.61	3,888.09	2,229.90	1,536.37	1,200.00	1,200.00	0.00%
TOTAL SUPPLIES		**34,119.37**	**34,882.78**	**43,238.31**	**27,539.18**	**25,480.00**	**25,480.00**	0.00%
UTILITY SERVICES								
01-12-00-4455	Internet Access	3,448.68	4,102.47	3,670.73	3,799.67	4,000.00	4,000.00	0.00%
01-12-00-4460	Electrical Svs.	1,769.50	1,906.87	2,816.02	2,614.57	1,650.00	1,650.00	0.00%
01-12-00-4466	Natural Gas	333.13	167.94	438.59	274.11	200.00	200.00	0.00%
01-12-00-4468	Telephone	2,293.05	2,224.21	2,002.82	1,773.22	1,700.00	1,700.00	0.00%
01-12-00-4469	Cellular Service/game camera	67.98	100.00	341.91	1,316.03	100.00	100.00	0.00%
TOTAL UTILITIES		**7,912.34**	**8,501.49**	**9,270.07**	**9,777.60**	**7,650.00**	**7,650.00**	0.00%
CAPITAL								
01-12-00-4730	Furniture/Fixture	1,808.94	2,501.55	1,489.65	208.99	500.00	500.00	0.00%
01-12-00-4733	Operating Equipment	2,752.76	1,089.46		4,682.83	0.00	0.00	
01-12-00-4735	Instruments and Apparatus	364.66	0.00	3,535.80	0.00			
01-12-00-4741	Vehicles		0.00	-500.00	68,576.78	19,546.64	19,546.64	0.00%
TOTAL CAPITAL		**4,926.36**	**3,591.01**	**4,525.45**	**73,468.60**	**20,046.64**	**20,046.64**	0.00%
TOTAL POLICE DEPARTMENT BUDGET		**444,509.45**	**465,633.22**	**502,973.19**	**623,005.18**	**581,726.21**	**597,371.52**	2.69%

Grand Saline Volunteer Fire Department
General Fund

01-13

OPERATING EXPENDITURES	FY 2016 Budget	FY 2017 Actual	FY 2018 Actual	FY 2019 Actual	FY 2020 Budget	FY 2021 Budget	Percent Increase/ (Decrease)
PERSONNEL							
01-13-00-4110 Salaries & Wages							
01-13-00-4210 Insurance							
01-13-00-4220 FICA				24,318.91	2,000.00	2,000.00	0.0%
01-13-00-4230 Fire Pension Fund							
01-13-00-4250 Unemployment							
01-13-00-4260 Workers Compensation							
01-13-00-4270 Certification Pay							
01-13-00-4280 Longevity							
01-13-00-4292 Uniform Allowance							
TOTAL PERSONNEL							
OPERATIONS							
01-13-00-4415 Maint. On Bldg. & Grounds		20.85			500	500.00	0.0%
01-13-00-4420 Maint. On Vehicles							
01-13-00-4430 Maint. On Operating Equip.							
01-13-00-4431 Maint. On Furniture/Fixtures				1,962.98			
01-13-00-4432 Communication Equip. Maint.	5,433.47	6,237.88					
01-13-00-4480 Insurance			14.12				
01-13-00-4510 Travel/Training							
01-13-00-4530 Dues & Subscriptions							
01-13-00-4540 GSVFD Grant Matching Funds							
01-13-00-4567 Medical Services							
01-13-00-4575 Printing & Advertising							
01-13-00-4599 Transfer to EMS/Ambulance		1,896.00	5,839.75	5,124.76	2000	2,000.00	0.0%
01-13-00-4570 Legal Fees							
TOTAL OPERATIONS	**5,433.47**	**8,154.73**	**5,853.87**	**7,087.74**	**4,500.00**	**4,500.00**	0.0%
SUPPLIES							
01-13-00-4310 General Office Supplies	-	-					
01-13-00-4313 Postage	-	-					
01-13-00-4326 Personal Protective Equipment	-	214,323.82					
01-13-00-4330 Departmental Supplies	-	-					
01-13-00-4350 Fuel & Lubricants	100.34	-	100.34				
01-13-00-4360 Chemical Supplies	-	-					
01-13-00-4399 Misc.	(1,040.00)	185.00	(1,040.00)				
	-					-	
TOTAL SUPPLIES	**(939.66)**	**214,508.82**	**(939.66)**	**-**			
UTILITY SERVICES							
01-13-00-4460 Electrical Svs.							
01-13-00-4466 Natural Gas	-	489.30		7.98			
01-13-00-4468 Telephone							
TOTAL UTILITIES	**-**			**7.98**			
CAPITAL							
01-13-00-4725 Building Improvements	5,000.00	9,582.52					
01-13-00-4732 Computer Software		619.74					
01-13-00-4733 Operating Equipment							
01-13-00-4741 Vehicles							
TOTAL CAPITAL	**5,000.00**	**10,202.26**	**-**	**-**			
TOTAL VOLUNTEER FIRE DEPARTMENT BUDGET	**9,493.81**	**232,865.81**	**4,914.21**	**7,095.72**	**4,500.00**	**4,500.00**	**0**

Grand Saline Street Department
General Fund
01-14-06

OPERATING EXPENDITURES	FY 2016 Actual	FY 2017 Actual	FY 2018 Actual	FY 2019 Actual	FY 2020 Budget	FY 2021 Budget	Percent Increase/ (Decrease)
PERSONNEL							
01-14-06-4110 Salaries & Wages	46,696.00	48,880.05	50,387.60	52,886.22	58,760.00	54,600.00	-7.1%
01-14-06-4120 Overtime	1,950.00	2,999.03	4,549.82	1,990.59	1,950.00	1,950.00	0.0%
01-14-06-4210 Insurance	16,882.32	16,994.44	18,453.84	16,440.57	16,220.40	18,653.28	15.0%
01-14-06-4220 FICA	3,755.85	3,951.51	4,135.78	4,126.67	4,667.27	4,387.28	-6.0%
01-14-06-4230 TMRS	2,921.21	3,064.22	2,928.88	4,033.30	5,150.03	4,830.88	-6.2%
01-14-06-4250 Unemployment	810.00	111.37	324.00	18.00	810.00	810.00	0.0%
01-14-06-4260 Workers Compensation	3,643.00	3,967.11	3,705.72	4,228.53	3,454.83	3,247.56	-6.0%
01-14-06-4270 Certification Pay	0.00	125.00	600.00	25.00	0.00	600.00	#DIV/0!
01-14-06-4280 Longevity	450.00	450.00	650.00	750.00	300.00	200.00	-33.3%
TOTAL PERSONNEL	**77,108.38**	**80,542.73**	**85,735.64**	**84,498.88**	**91,312.53**	**89,279.00**	-2.2%
OPERATIONS							
01-14-06-4420 Maint. On Vehicles	3,500.00	2,096.29	2,804.86	2,314.76	2,000.00	2,000.00	0.0%
01-14-06-4421 Maint. On Heavy Equip.	18,000.00	21,508.97	33,930.22	5,087.98	7,000.00	7,000.00	0.0%
01-14-06-4430 Maint. On Operating Equip.		4,942.33	4.07	-			
01-14-06-4480 Insurance	3,757.52	3,600.05	3,456.16	4,511.86	4,889.00	4,889.00	0.0%
01-14-06-4510 Travel/Training	250.00	-	-	-	1,000.00	1,000.00	0.0%
01-14-06-4514 Dues Fees & Subscriptions							
01-14-06-4545 Uniform Cleaning	1,300.00	2,033.81	3,258.31	2,930.48	1,600.00	1,600.00	0.0%
01-14-06-4569 Engineering Services							
TOTAL OPERATIONS	**26,807.52**	**34,181.45**	**43,453.62**	**14,845.08**	**16,489.00**	**16,489.00**	0.0%
SUPPLIES							
01-14-06-4310 General Office Supplies	250.00	-	14.59	15.59	250.00	250.00	0.0%
01-14-06-4320 Janitorial Supplies			-	-			
01-14-06-4330 Departmental Supplies	1,500.00	1,711.54	1,651.46	1,034.47	1,000.00	1,000.00	0.0%
01-14-06-4350 Fuel & Lubricants	6,500.00	4,473.45	8,345.09	8,992.90	6,200.00	6,200.00	0.0%
01-14-06-4360 Chemicals	3,000.00	3,033.36	2,924.06	-	4,800.00	4,800.00	0.0%
01-14-06-4370 Maint. On Streets	55,000.00	62,322.60	54,738.16	34,808.07	36,000.00	36,000.00	0.0%
01-14-06-4399 Misc.	-	38.71	1,435.50	637.38			
TOTAL SUPPLIES	**66,250.00**	**71,579.66**	**69,108.86**	**45,488.41**	**48,250.00**	**48,250.00**	0.0%
UTILITY SERVICES							
01-14-06-4460 Electrical Svs.	26,000.00	30,322.68	29,342.67	31,459.40	29,000.00	29,000.00	0.0%
01-14-06-4466 Natural Gas							
01-14-06-4468 Telephone							
TOTAL UTILITIES	**26,000.00**	**30,322.68**	**29,342.67**	**31,459.40**	**29,000.00**	**29,000.00**	0.0%
CAPITAL							
01-14-06-4733 Operating Equipment	-		1.99	-	4,700.00	4,700.00	0.0%
01-14-06-4742 Streets/Systems	200,000.00	225,000.00	125,728.00	86,868.00	167,800.00	167,800.00	0.0%
01-14-00-4741			16.75				
TOTAL CAPITAL	**200,000.00**	**225,000.00**	**125,746.74**	**86,868.00**	**172,500.00**	**172,500.00**	0.0%
TOTAL STREET DEPARTMENT BUDGET	**396,165.90**	**446,819.43**	**353,387.53**	**263,159.77**	**357,551.53**	**355,518.00**	-0.6%

Grand Saline Code Enforcement
General Fund
01-15

OPERATING EXPENDITURES		FY 2017 Actual	FY 2018 Actual	FY 2019 Actual	FY 2020 Budget	FY 2021 Budget	Percent Increase/ (Decrease)
PERSONNEL							
01-15-00-4110	Salaries & Wages	32,800.58	27,873.06	35,484.80	42,145.74	84,291.48	100.0%
01-15-00-4120	Overtime	-	125.50				
01-15-00-4210	Insurance	7,034.30	6,948.45	8,480.92	9,326.64	18,653.28	100.0%
01-15-00-4220	FICA	2,531.88	2,123.25	2,628.32	3,338.90	6,639.55	98.9%
01-15-00-4230	TMRS	1,988.61	1,413.58	2,823.30	3,805.91	7,568.22	98.9%
01-15-00-4250	Unemployment	9.00	162.00	9.00	270.00	540.00	100.0%
01-15-00-4260	Workers Compensation	-	104.15	112.40	124.13	212.86	71.5%
01-15-00-4270	Certification Pay	825.00	900.00	0.00	900.00	1,800.00	100.0%
01-15-00-4280	Longevity	400.00	-	500.00	600.00	700.00	16.7%
TOTAL PERSONNEL		**45,589.37**	**39,649.99**	**50,038.74**	**60,511.32**	**120,405.39**	99.0%
OPERATIONS							
01-15-00-4415	Maint. On Bldg. & Grounds		494.99	173.50	150.00	150.00	0.0%
01-15-00-4420	Maint. On Vehicles						
01-15-00-4430	Maint. On Operating Equip.						
01-15-00-4431	Maint. On Furniture/Fixtures						
01-15-00-4480	Insurance	1,178.96	1,000.00	-	1,000.00	1,000.00	0.0%
01-15-00-4510	Travel/Training	2,960.37	255.00	135.00	300.00	300.00	0.0%
01-15-00-4530	Dues Fees & Subscriptions						
01-15-00-4570	Legal Fees	30.99	-	-	100.00	100.00	0.0%
01-15-00-4575	Printing & Advertising						
TOTAL OPERATIONS		**4,170.32**	**1,749.99**	**308.50**	**1,550.00**	**1,550.00**	0.0%
SUPPLIES							
01-15-00-4310	General Office Supplies	187.81	-	10.00	100.00	100.00	0.0%
01-15-00-4315	Postage	665.21	704.28	1,192.67	1,800.00	1,800.00	0.0%
01-15-00-4320	Janitorial Supplies						
01-15-00-4326	Operating Equipment	97.41	54.90	-	150.00	150.00	0.0%
01-15-00-4330	Departmental Supplies	749.62	-	1,088.21	2,000.00	2,000.00	0.0%
01-15-00-4350	Fuel & Lubricants	74.99					
01-15-00-4390	Uniforms	-	79.06	1,268.25	100.00	100.00	0.0%
01-15-00-4399	Misc.						
TOTAL SUPPLIES		**1,775.04**	**838.24**	**3,559.13**	**4,150.00**	**4,150.00**	0.0%
UTILITY SERVICES							
01-15-00-4455	Internet Access						
01-15-00-4460	Electrical Svs.						
01-15-00-4466	Natural Gas						
01-15-00-4468	Telephone						
01-15-00-4468	Cellular Service						
TOTAL UTILITIES							
CAPITAL							
01-15-00-4714	Personal Protective Armor						
01-15-00-4730	Furniture/Fixture						
01-15-00-4733	Demo Bldgs and clean abandoned and neglected properties	3,343.40	1,352.00	8,871.92	1,500.00	1,500.00	0.0%
01-15-00-4741	Vehicles	#REF!	7.00	-			
TOTAL CAPITAL		**#REF!**	**1,359.00**	**8,871.92**	**1,500.00**	**1,500.00**	0.0%
TOTAL CODE COMPLIANCE BUDGET		**#REF!**	**43,597.22**	**62,778.29**	**67,711.32**	**127,605.39**	88.5%

Grand Saline Animal Control
General Fund
01-16

OPERATING EXPENDITURES	FY 2016 Actual	FY 2017 Actual	FY 2018 Actual	FY 2019 Actual	FY 2020 Budget	FY 2021 Budget	Percent Increase/ (Decrease)
PERSONNEL							
01-16-00-4110 Salaries & Wages			-				
01-16-00-4120 Overtime							
01-16-00-4210 Insurance							
01-16-00-4220 FICA							
01-16-00-4230 TMRS							
01-16-00-4250 Unemployment							
01-16-00-4260 Workers Compensation							
01-16-00-4270 Certification Pay					9,000.00	9,000.00	0.0%
01-16-00-4280 Longevity							
TOTAL PERSONNEL	-	-	-				
OPERATIONS							
01-16-00-4415 Maint. On Bldg. & Grounds							
01-16-00-4420 Maint. On Vehicles							
01-16-00-4430 Maint. On Operating Equip.							
01-16-00-4431 Maint. On Furniture/Fixtures							
01-16-00-4480 Insurance	74.86	74.45	72.36	67.23	75.00	75.00	0.0%
01-16-00-4510 Travel/Training	339.00	139.00	856.18	115.00	200.00	200.00	0.0%
01-16-00-4530 Dues & Subscriptions	-						
01-16-00-4545 Uniforms							
01-16-00-4567 Medical Services	440.00	6,020.00	8,711.98	11,030.00	12,000.00	12,000.00	0.0%
01-16-00-4570 Legal Fees							
01-16-00-4575 Printing & Advertising		30.00					
TOTAL OPERATIONS	**853.86**	**6,263.45**	**9,640.52**	**11,212.23**	**12,275.00**	**12,275.00**	0.0%
SUPPLIES							
01-16-00-4310 General Office Supplies		26.99	-				
01-16-00-4311 Medical Supplies	30.00						
01-16-00-4312 Postage		3.22	169.66				
01-16-00-4320 Janitorial Supplies				1.88			
01-16-00-4326 Operating Equipment			904.00	1,090.00	500.00	500.00	0.0%
01-16-00-4350 Fuel & Lubricants							
01-16-00-4360 Chemical Supplies		17.75	85.50	177.03	200.00	200.00	0.0%
01-16-00-4380 Feed	151.47	540.03	188.51	54.49	100.00	100.00	0.0%
01-16-00-4399 Misc.							
TOTAL SUPPLIES	**181.47**	**587.99**	**1,347.67**	**1,323.40**	**800.00**	**800.00**	0.0%
UTILITY SERVICES							
01-16-00-4455 Internet Access	-						
01-16-00-4460 Electrical Svs.	-						
01-16-00-4466 Natural Gas	-						
01-16-00-4468 Telephone & Fax Lines	-						
01-16-00-4469 Cellular Service	-						
TOTAL UTILITIES	-		-				
CAPITAL							
01-16-00-4725 Vehicle	-						
01-16-00-4730 Furniture/Fixture	-		-				
TOTAL CAPITAL	-						
TOTAL ANIMAL CONTROL BUDGET	**1,035.33**	**6,851.44**	**10,988.19**	**12,535.63**	**22,075.00**	**22,075.00**	0.0%

Grand Saline Municipal Court
General Fund
01-17

OPERATING EXPENDITURES	FY 2016 Actual	FY 2017 Actual	FY 2018 Actual	FY 2019 Actual	FY 2020 Budget	FY 2021 Budget	Percent Increase/ (Decrease)
PERSONNEL							
01-17-00-4110 Salaries & Wages	37,572.05	38,702.61	32,162.91	38,970.01	43,675.20	44,611.20	2.1%
01-17-00-4210 Insurance	8,441.16	7,793.79	6,075.92	10,192.99	8,110.20	9,326.64	15.0%
01-17-00-4220 FICA	2,875.90	2,934.96	2,447.23	2,984.68	3,371.75	3,447.18	2.2%
01-17-00-4230 TMRS	1,738.69	1,706.80	1,190.48	2,135.88	2,744.64	2,830.62	3.1%
01-17-00-4250 Unemployment	262.20	93.74	217.94	9.00	270.00	270.00	0.0%
01-17-00-4260 Workers Compensation	120.48	98.21	122.70	126.87	125.35	128.15	2.2%
01-17-00-4270 Certification Pay	300.00	300.00	225.00	300.00	300.00	300.00	0.0%
01-17-00-4280 Longevity	50.00	100.00	150.00	0.00	100.00	150.00	50.0%
TOTAL PERSONNEL	**51,360.48**	**51,730.11**	**42,592.18**	**54,719.43**	**58,697.14**	**61,063.79**	4.0%
OPERATIONS							
01-17-00-4410 Judge-Part time	150.00	24.00	48.00	-	450.00	450.00	0.0%
01-17-00-4411 Juror Expense							
01-17-00-4415 Maint. On Bldg. & Grounds							
01-17-00-4420 Maint. On Vehicles							
01-17-00-4430 Maint. On Operating Equip.							
01-17-00-4431 Maint. On Furniture/Fixtures							
01-17-00-4480 Insurance	257.00	1,314.32	867.58	307.88	700.00	700.00	0.0%
01-17-00-4510 Travel/Training	1,593.25	120.00	544.45	10.00	800.00	800.00	0.0%
01-17-00-4530 Dues & Subscriptions	6,743.75	3,300.00	6,134.55	4,741.35	4,500.00	4,500.00	0.0%
01-17-00-4570 Legal Fees							
01-17-00-4575 Printing & Advertising							
TOTAL OPERATIONS	**8,744.00**	**4,758.32**	**7,594.58**	**5,059.23**	**6,450.00**	**6,450.00**	0.0%
SUPPLIES							
01-17-00-4310 General Office Supplies	452.61	3,300.26	747.34	448.24	800.00	800.00	0.0%
01-17-00-4312 Postage	495.48	381.34	341.96	283.19	500.00	500.00	0.0%
01-17-00-4320 Janitorial Supplies							
01-17-00-4330 Departmental Supplies							
01-17-00-4350 Fuel & Lubricants							
01-17-00-4390 Uniforms							
01-17-00-4399 Misc.							
TOTAL SUPPLIES	**948.09**	**3,681.60**	**1,089.30**	**731.43**	**1,300.00**	**1,300.00**	0.0%
UTILITY SERVICES							
01-17-00-4460 Electrical Svs.							
01-17-00-4466 Natural Gas							
01-17-00-4468 Telephone	466.44	738.53	-	-			
TOTAL UTILITIES	**466.44**	**738.53**	**-**				
CAPITAL							
01-17-00-4725 Building Improvements	#REF!		-				
01-17-00-4730 Furniture/Fixture	#REF!		-				
	#REF!						
TOTAL CAPITAL	#REF!	-	-				
TOTAL MUNICIPAL COURT BUDGET	**#REF!**	**60,908.56**	**51,276.06**	**60,510.09**	**66,447.14**	**68,813.79**	3.6%

Grand Saline Salt Palace/Economic Development
General Fund
01-18

OPERATING EXPENDITURES	FY 2016 Budget	FY 2017 Actual	FY 2018 Actual	FY 2019 Actual	FY 2020 Budget	FY 2021 Budget	Percent Increase/ (Decrease)
PERSONNEL							
01-18-00-4110 Salaries & Wages	21,840.00	23,071.13	23,419.90	24,081.00	24,832.08	25,574.64	3.0%
01-18-00-4210 Group Insurance	21,840.00						
01-18-00-4220 FICA	1,670.76	1,764.83	1,791.77	1,842.09	1,899.66	1,956.46	3.0%
01-18-00-4230 TMRS	1,670.76						
01-18-00-4250 Unemployment	540.00	144.64	326.13	22.24	540.00	540.00	0.0%
01-18-00-4260 Workers Compensation	69.18	76.78	71.70	72.04	70.62	74.72	5.8%
01-18-00-4270 Certification Pay	69.18				500.00	700.00	40.0%
01-18-00-4280 Longevity	69.18						
TOTAL PERSONNEL	**47,769.06**	**25,057.38**	**25,609.50**	**26,017.37**	**27,842.36**	**28,845.82**	3.6%
Two Salt Palace Attendants Part-Time							
OPERATIONS							
01-18-00-4415 Maint. On Bldg. & Grounds			-				
01-18-00-4420 Maint. On Vehicles							
01-18-00-4430 Maint. On Operating Equip..							
01-18-00-4431 Maint. On Furniture/Fixtures							
01-18-00-4480 Insurance	833.55	839.41	816.55	831.62	1,340.06	1,232.76	-8.0%
01-18-00-4510 Travel/Training							
01-18-00-4530 Dues & Subscriptions							
01-18-00-4570 Legal Fees							
01-18-00-4575 Printing & Advertising							
TOTAL OPERATIONS	**833.55**	**839.41**	**816.55**	**831.62**	**1,340.06**	**1,232.76**	-8.0%
SUPPLIES							
01-18-00-4310 General Office Supplies					200.00	200.00	0.0%
01-18-00-4317 Postage					100.00	100.00	0.0%
01-18-00-4320 Janitorial Supplies					100.00	100.00	0.0%
01-18-00-4330 Departmental Supplies					100.00	100.00	0.0%
01-18-00-4350 Fuel & Lubricants							
01-18-00-4390 Uniforms					100.00	100.00	0.0%
01-18-00-4399 Misc.							
TOTAL SUPPLIES					600.00	600.00	0.0%
UTILITY SERVICES							
01-18-00-4460 Electrical Svs.					2,400.00	2,400.00	0.0%
01-18-00-4466 Natural Gas							
01-18-00-4468 Telephone	-	466.56			500.00	500.00	0.0%
01-18-00-4469 Cell Phone	-						
TOTAL UTILITIES	-	**466.56**	-	-	**2,900.00**	**2,900.00**	0.0%
CAPITAL							
01-18-00-4725 Building Improvements		-					
01-18-00-4730 Furniture/Fixture	-	-	502.58	969.87	1,500.00	1,500.00	0.0%
TOTAL CAPITAL	-	-	502.58	969.87	1,500.00	1,500.00	0.0%
TOTAL SALT PALACE/ECONOMIC DEVELOPMENT E	**48,602.61**	**26,363.35**	**26,928.63**	**27,818.86**	**34,182.42**	**35,078.58**	2.6%

Entire amount reimbursed by EDC

Grand Saline Library
General Fund
01-19

OPERATING EXPENDITURES	FY 2016 Actual	FY 2017 Actual	FY 2018 Actual	FY 2019 Actual	FY 2020 Budget	FY 2021 Budget	Percent Increase/ (Decrease)
PERSONNEL							
01-19-00-4110 Salaries & Wages	17,139.20	17,655.04	23,137.92	23,587.01	24,317.28	27,019.20	11.1%
01-19-00-4210 Insurance	8,441.16	8,497.22	9,226.92	8,480.92	8,110.20	9,326.64	15.0%
01-19-00-4220 FICA	1,326.48	1,369.83	1,814.15	1,741.10	1,917.65	2,128.17	11.0%
01-19-00-4230 TMRS	1,065.28	1,046.28	1,249.78	1,900.86	2,185.87	2,425.83	11.0%
01-19-00-4250 Unemployment	162.82	17.00	162.17	9.00	270.00	270.00	0.0%
01-19-00-4260 Workers Compensation	56.71	68.30	81.12	86.21	84.53	93.92	11.1%
01-19-00-4270 Certification Pay	-	-	275.00	300.00	300.00	300.00	0.0%
01-19-00-4280 Longevity	200.00	250.00	300.00	350.00	450.00	500.00	11.1%
TOTAL PERSONNEL	**28,391.65**	**28,903.67**	**36,247.06**	**36,455.10**	**37,635.53**	**42,063.76**	11.8%
OPERATIONS							
01-19-00-4414 Building Rental							
01-19-00-4415 Maint. On Bldg. & Grounds	15.68	2,303.90	17.06	620.42	1,200.00	1,200.00	0.0%
01-19-00-4420 Maint. On Vehicles							
01-19-00-4430 Maint. On Operating Equip.							
01-19-00-4431 Maint. On Furniture/Fixtures							
01-19-00-4411 Junior Expense							
01-19-00-4480 Insurance	464.76	487.90	472.41	437.32	459.78	459.78	0.0%
01-19-00-4510 Travel/Training							
01-19-00-4530 Dues & Subscriptions							
01-19-00-4570 Legal Fees							
01-19-00-4575 Printing & Advertising							
TOTAL OPERATIONS	**480.44**	**2,791.80**	**489.47**	**1,057.74**	**1,659.78**	**1,659.78**	0.0%
SUPPLIES							
01-19-00-4310 General Office Supplies							
01-19-00-4319 Postage							
01-19-00-4320 Janitorial Supplies							
01-19-00-4330 Departmental Supplies							
01-19-00-4350 Fuel & Lubricants							
01-19-00-4390 Uniforms							
01-19-00-4399 Misc.	-	5,491.72	14,390.39	12,500.28	10,500.00	10,500.00	0.0%
TOTAL SUPPLIES	**-**	**5,491.72**	**14,390.39**	**12,500.28**	**10,500.00**	**10,500.00**	0.0%
UTILITY SERVICES							
01-19-00-4460 Electrical Svs.							
01-19-00-4466 Natural Gas							
01-19-00-4468 Telephone							
TOTAL UTILITIES							
CAPITAL							
01-19-00-4725 Building Improvements	1,368.28	-	2,086.99	1,000.00	1,000.00	1,000.00	0.0%
01-19-00-4730 Furniture/Fixture	-	1,608.44	-	724.47	800.00	800.00	0.0%
TOTAL CAPITAL	**1,368.28**	**1,608.44**	**2,086.99**	**1,724.47**	**1,800.00**	**1,800.00**	0.0%
TOTAL LIBRARY BUDGET	**30,240.37**	**38,795.63**	**53,213.91**	**51,737.59**	**51,595.31**	**56,023.54**	8.6%

Grand Saline Parks Department
General Fund
01-20-21

OPERATING EXPENDITURES	FY 2016 Actual	FY 2017 Actual	FY 2018 Actual	FY 2019 Actual	FY 2020 Budget	FY 2021 Budget	Percent Increase/ (Decrease)
PERSONNEL							
01-20-21-4110 Salaries & Wages		-					-
01-20-214210 Insurance		-					-
01-20-21-4220 FICA		-					-
01-20-21-4220 TMRS		-					-
01-20-21-4250 Unemployment		-					-
01-20-21-4260 Workers Compensation		-					-
01-20-21-4270 Certification Pay		-					-
01-20-21-4280 Longevity		-					-
01-20-21-4292 Uniform Allowance							-
TOTAL PERSONNEL		-					
OPERATIONS							
01-20-21-4415 Maint. On Bldg. & Grounds	5,148.63	3,189.89	12,785.28	12,852.35	3,500.00	3,500.00	0.0%
01-20-21-4480 Insurance	441.81	498.69	487.62	496.15	497.18	497.18	0.0%
01-20-21-4510 Travel/Training							
01-20-21-4520 Dues Fees & Subscriptions							
01-20-21-4545 Uniform Cleaning							
01-20-21-4559 Consultant Fees							
01-20-21-4597 Demolition							
01-20-21-4564 Lab Analysis Fee							
01-20-21-4569 Engineering Services							
01-20-21-4570 Legal Fees							
01-20-21-4571 Audit Fee							
01-20-21-4572 Professional Services							
TOTAL OPERATIONS	**5,590.44**	**3,688.58**	**13,272.90**	**13,348.50**	**3,997.18**	**3,997.18**	0.0%
SUPPLIES							
01-20-21-4310 General Office Supplies							
01-20-21-4319 Postage	50.00	-	-	15.59	35.00	35.00	0.0%
01-20-21-4320 Janitorial Supplies	-						
01-20-21-4330 Departmental Supplies	120.85	1,397.50	4.50	-	325.00	325.00	0.0%
01-20-21-4350 Fuel & Lubricants	351.67	261.62	524.78	383.33	200.00	200.00	0.0%
01-20-21-4360 Chemicals							
01-20-21-4399 Misc.							
TOTAL SUPPLIES	**522.52**	**1,659.12**	**529.28**	**398.92**	**560.00**	**560.00**	0.0%
UTILITY SERVICES							
01-20-21-4460 Electrical Svs.	3,278.13	3,475.47	6,224.51	5,477.66	3,500.00	3,500.00	0.0%
01-20-21-4466 Natural Gas			-				
01-20-21-4468 Telephone			-				
TOTAL UTILITIES	**3,278.13**	**3,475.47**	**6,224.51**	**5,477.66**	**3,500.00**	**3,500.00**	0.0%
CAPITAL							
01-20-21-4725 Building/Grounds	4,476.40	27,908.99	14,719.07	21,739.46	18,000.00	18,000.00	0.0%
TOTAL CAPITAL	**4,476.40**	**27,908.99**	**14,719.07**	**21,739.46**	**18,000.00**	**18,000.00**	0.0%
TOTAL PARKS DEPARTMENT BUDGET	**13,867.49**	**36,732.16**	**34,745.76**	**40,964.54**	**26,057.18**	**26,057.18**	0.0%

Grand Saline Swimming Pool
General Fund
01-20-22

OPERATING EXPENDITURES	FY 2016 Actual	FY 2017 Actual	FY 2018 Actual	FY 2019 Actual	FY 2020 Budget	FY 2021 Budget	Percent Increase/ (Decrease)
PERSONNEL							
01-20-22-4110 Salaries & Wages	16,353.15	17,155.13	23,945.56	22,695.78	17,300.00	17,300.00	0.00%
01-20-22-4210 Group Insurance	-		-				
01-20-22-4220 FICA	1,251.07	1,312.50	1,831.99	1,736.42	1,323.45	1,323.45	0.00%
01-20-22-4220 TMRS	-		-				
01-20-22-4250 Unemployment	114.20	203.98	440.70	22.69	270.00	270.00	0.00%
01-20-22-4260 Workers Compensation	430.00	541.88	491.07	498.15	485.00	485.00	0.00%
01-20-22-4270 Certification Pay	-						
01-20-22-4280 Longevity	-						
TOTAL PERSONNEL	**18,148.42**	**19,213.49**	**26,709.32**	**24,953.04**	**19,378.45**	**19,378.45**	0.00%
OPERATIONS							
01-20-22-4415 Maint. On Building/Grounds	914.59	5,836.23	1,221.72	1,587.95	850.00	850.00	0.00%
01-20-22-4430 Maint. On Operating Equipment	719.75	2,950.47	3,526.71	4,575.20	3,400.00	3,400.00	0.00%
01-20-22-4435 Maint. On System							
01-20-22-4480 Insurance	284.56	451.34	441.05	510.12	456.07	456.07	0.00%
01-20-22-4510 Travel/Training							
01-20-22-4520 Dues Fees & Subscriptions	-						
01-20-22-4545 Uniform Cleaning							
01-20-22-4559 Consultant Fees							
01-20-22-4564 Lab Analysis Fee							
01-20-22-4569 Engineering Services							
01-20-22-4570 Legal Fees							
01-20-22-4571 Audit Fee							
01-20-22-4572 Professional Services		-	-	-	100.00	100.00	0.00%
01-20-22-4575 Printing & Advertising							
TOTAL OPERATIONS	**1,918.90**	**9,238.04**	**5,189.48**	**6,673.27**	**4,806.07**	**4,806.07**	0.00%
SUPPLIES							
01-20-22-4310 General Office Supplies							
01-20-22-4312 Postage	-	90.26	138.78	135.45	25.00	25.00	0.00%
01-20-22-4320 Janitorial Supplies							
01-20-22-4330 Departmental Supplies							
01-20-22-4350 Fuel & Lubricants	5,405.48	6,716.35	10,226.69	8,336.26	6,400.00	6,400.00	0.00%
01-20-22-4360 Chemicals	3,468.29	1,876.53	4,398.26	3,592.53	2,500.00	2,500.00	0.00%
01-20-22-4380 Concession Supplies							
TOTAL SUPPLIES	**8,873.77**	**8,683.14**	**14,763.73**	**12,064.24**	**8,925.00**	**8,925.00**	0.00%
UTILITY SERVICES							
01-20-22-4460 Electrical Svs.	2,620.61	3,611.99	3,467.96	3,575.42	3,500.00	3,500.00	0.00%
01-20-22-4466 Natural Gas							
01-20-22-4468 Telephone	1,240.85	706.70	844.54	663.70	1,475.00	1,475.00	0.00%
TOTAL UTILITIES	**3,861.46**	**4,318.69**	**4,312.50**	**4,239.12**	**4,975.00**	**4,975.00**	0.00%
CAPITAL							
01-20-21-4725 Building/Grounds	5,000.00	4,460.48	214.00	(10,929.51)	11,000.00	11,000.00	0.00%
01-20-22-4733 Operating Equipment	-	45.53	5,542.10	1,539.98	1,500.00	1,500.00	0.00%
TOTAL CAPITAL	**5,000.00**	**4,506.01**	**5,756.10**	**(9,389.53)**	**12,500.00**	**12,500.00**	0.00%
TOTAL SWIMMING POOL BUDGET	**37,802.55**	**45,959.37**	**56,731.13**	**38,540.14**	**50,584.52**	**50,584.52**	0.00%

Grand Saline Fire Marshal
General Fund
01-21-00

OPERATING EXPENDITURES	FY 2016 Actual	FY 2017 Actual	FY 2018 Actual	FY 2019 Actual	FY 2020 Budget	FY 2021 Budget	Percent Increase/ (Decrease)
PERSONNEL							
01-21-00-4110 Salaries & Wages							-
01-21-00-4210 Group Insurance							-
01-21-00-4220 FICA							-
01-21-00-4230 TMRS							-
01-21-00-4250 Unemployment							-
01-21-00-4260 Workers Compensation	475.00	485.00	0.00	283.62	320.00	320.00	0.0%
01-21-00-4270 Certification Pay							
01-21-00-4280 Longevity							
01-21-00-4292 Uniform Allowance							
TOTAL PERSONNEL	**475.00**	**485.00**	**-**	**283.62**	**320.00**	**320.00**	0.0%
OPERATIONS							
01-21-00-4410 Contract Labor	12,300.00	12,729.60	13,113.60	13,368.00	13,377.80	13,680.00	2.3%
01-21-00-4415 Maint. On Bldg. & Grounds							
01-21-00-4420 Maint. On Vehicles				-			
01-21-00-4430 Maint. On Operating Equip.							
01-21-00-4431 Maint. On Furniture/Fixtures							
01-21-00-4480 Insurance	1,000.00	1,453.11	1,673.39	1,093.77	1,000.00	1,000.00	0.0%
01-21-00-4510 Travel/Training	200.00	390.00	151.94	698.88	200.00	200.00	0.0%
01-21-00-4530 Dues Fees & Subscriptions							
01-21-00-4570 Legal Fees	130.00	150.00	-	-	50.00	50.00	0.0%
01-21-00-4575 Printing & Advertising							
01-21-00-4599 Emergency Management Coordinator							
TOTAL OPERATIONS	**13,630.00**	**14,722.71**	**14,938.93**	**15,160.65**	**14,627.80**	**14,930.00**	2.1%
SUPPLIES							
01-21-00-4310 General Office Supplies	105.00	465.38	516.04	219.17	300.00	300.00	0.0%
01-21-00-4315 Postage	25.00	88.26	71.98	3.29	40.00	40.00	0.0%
01-21-00-4320 Janitorial Supplies	50.00	25.00	-	-	20.00	20.00	0.0%
01-21-00-4326 Operating Equipment	834.00	1,291.58	1,819.44	1,802.83	900.00	900.00	0.0%
01-21-00-4330 Departmental Supplies	714.00	745.30	1,316.49	467.31	825.00	825.00	0.0%
01-21-00-4350 Fuel & Lubricants	1,400.00	1,800.00	1,800.00	1,800.00	1,800.00	1,800.00	0.0%
01-21-00-4385 Fire Safety Education	200.00	150.00	141.90	-	175.00	175.00	0.0%
01-21-00-4386 Fire Codes	150.00	168.08	403.57	-	175.00	175.00	0.0%
01-21-00-4390 Uniforms	549.00	477.08	359.17	299.98	525.00	525.00	0.0%
01-21-00-4399 Misc.	150.00	142.22	-	-	125.00	125.00	0.0%
TOTAL SUPPLIES	**4,177.00**	**5,352.90**	**6,428.59**	**4,592.58**	**4,885.00**	**4,885.00**	0.0%
UTILITY SERVICES							
01-21-00-4460 Electrical Svs.							
01-21-00-4466 Natural Gas	720.00	720.00	720.00	300.00	300.00	300.00	0.0%
01-21-00-4468 Telephone							
TOTAL UTILITIES	**720.00**	**720.00**	**720.00**	**300.00**	**300.00**	**300.00**	0.0%
CAPITAL							
01-21-00-4714 Personal Protective Armor			-				
01-21-00-4730 Furniture/Fixture			-	-	500.00	500.00	0.0%
01-21-00-4733 Fire Extinguisher Program	2,000.00	1,964.94	858.78	2,121.40	2,000.00	2,000.00	0.0%
TOTAL CAPITAL	**2,000.00**	**1,964.94**	**858.78**	**2,121.40**	**2,500.00**	**2,500.00**	0.0%
TOTAL FIRE MARSHAL BUDGET	**21,002.00**	**23,245.55**	**22,946.30**	**22,458.25**	**22,632.80**	**22,935.00**	1.3%

Grand Saline Emergency Management Coordinator
General Fund
01-21-02

OPERATING EXPENDITURES	FY 2016 Actual	FY 2017 Actual	FY 2018 Actual	FY 2019 Actual	FY 2020 Budget	FY 2021 Budget	Percent Increase/ (Decrease)
PERSONNEL							
01-21-02-4110 Salaries & Wages							
01-21-02-4210 Group Insurance							
01-21-02-4220 FICA							
01-21-02-4230 TMRS							
01-21-02-4250 Unemployment							
01-21-02-4260 Workers Compensation							
01-21-02-4270 Certification Pay							
01-21-02-4280 Longevity							
01-21-02-4292 Uniform Allowance							
TOTAL PERSONNEL							
OPERATIONS							
01-21-02-4410 Contract Labor							
01-21-02-4415 Maint. On Bldg. & Grounds	755.37	500.00	-	-	350.00	350.00	0.0%
01-21-02-4420 Maint. On Vehicles	2,029.13	2,292.09	1,679.27	1,104.79	1,100.00	1,100.00	0.0%
01-21-02-4430 Maint. On Operating Equip.	523.72	258.93	1,019.94	-	300.00	300.00	0.0%
01-21-02-4431 Maint. On Furniture/Fixtures							
01-21-02-4480 Insurance	1,399.98	1,740.10	1,966.30	2,250.06	1,500.00	1,500.00	0.0%
01-21-02-4510 Travel/Training	119.00	275.00	-	2,422.00	200.00	200.00	0.0%
01-21-02-4530 Dues Fees & Subscriptions							
01-21-02-4570 Legal Fees	194.01	150.00	-	-	100.00	100.00	0.0%
01-21-02-4575 Printing & Advertising	6,764.27	5,352.07	5,233.00	4,468.95	5,000.00	5,000.00	0.0%
01-21-02-4599 Matching Grant Funds							
TOTAL OPERATIONS	**11,785.48**	**10,568.19**	**9,898.51**	**10,245.80**	**8,550.00**	**8,550.00**	0.0%
SUPPLIES							
01-21-02-4310 General Office Supplies	168.84	159.46	402.88	152.95	150.00	150.00	0.0%
01-21-02-4315 Postage	75.00	51.96	-	-	50.00	50.00	0.0%
01-21-02-4320 Janitorial Supplies	50.00	26.36	-	-	25.00	25.00	0.0%
01-21-02-4326 Operating Equipment	1,064.77	962.11	1,635.38	899.76	900.00	900.00	0.0%
01-21-02-4330 Departmental Supplies	650.14	859.35	942.36	658.43	700.00	700.00	0.0%
01-21-02-4350 Fuel & Lubricants	-		-				
01-21-02-4385 Fire Safety Education (Community Ed)	106.56	100.00	-	-	50.00	50.00	0.0%
01-21-02-4386 Fire Codes (EMC Manuals)	427.16	158.99	-	-	150.00	150.00	0.0%
01-21-02-4390 Uniforms	-	491.38	164.30	1,137.85	220.00	220.00	0.0%
01-21-02-4399 Misc.	391.09	193.26	-	-	200.00	200.00	0.0%
TOTAL SUPPLIES	**2,933.56**	**3,002.87**	**3,144.92**	**2,848.99**	**2,445.00**	**2,445.00**	0.0%
UTILITY SERVICES							
01-21-02-4460 Electrical Svs.							
01-21-02-4466 Natural Gas							
01-21-02-4468 Telephone							
TOTAL UTILITIES							
CAPITAL							
01-21-02-4714 Personal Protective Armor	1,164.10	503.27	969.29	667.00	800.00	800.00	0.0%
01-21-02-4730 Generator and Siren Warning System	58,620.75	3,974.00	2,105.20	724.99	2,300.00	2,300.00	0.0%
01-21-02-4733 Fire Extinguisher Program			-				
TOTAL CAPITAL	**59,784.85**	**4,477.27**	**3,074.49**	**1,391.99**	**3,100.00**	**3,100.00**	0.0%
TOTAL EMC BUDGET	**74,503.89**	**18,048.33**	**16,117.92**	**14,486.78**	**14,095.00**	**14,095.00**	0.0%

Mainstreet Program
General Fund
01-98

OPERATING EXPENDITURES	FY 2016 Actual	FY 2017 Actual	FY 2018 Actual	FY 2019 Actual	FY 2020 Budget	FY 2021 Budget	Percent Increase/ (Decrease)
PERSONNEL							
01-98-00-4110 Salaries & Wages	40,580.84	41,808.00	35,474.96	40,788.92	42,016.00	43,284.80	3.02%
01-98-00-4210 Group Insurance	8,441.16	8,497.22	7,707.94	8,480.92	6,520.44	9,326.64	43.04%
01-98-00-4220 FICA	3,165.66	3,263.49	2,755.91	3,135.37	3,244.82	3,345.71	3.11%
01-98-00-4230 TMRS	2,540.85	2,492.46	1,911.04	3,239.49	3,724.84	3,813.67	2.38%
01-98-00-4250 Unemployment	171.00	9.00	162.00	9.00	270.00	270.00	0.00%
01-98-00-4260 Workers Compensation	131.09	142.82	133.37	133.86	121.48	124.38	2.39%
01-98-00-4270 Certification Pay	300.00	300.00	125.00	-	300.00	300.00	0.00%
01-98-00-4280 Longevity	200.00	250.00	300.00	-	100.00	150.00	50.00%
01-98-00-4469 Cell Allowance				300.00			
TOTAL PERSONNEL	**55,530.60**	**56,762.99**	**48,570.22**	**56,087.56**	**56,297.58**	**60,615.20**	7.67%
		$28,465.40paid by EDC for Exec Admin Salary	$29,500.44 paid b for Exec Admin Salary	30,290.50	28,300.00	30,308.00 Pd by EDC	7.10%
OPERATIONS							
01-98-00-4414 Building Rental	-		-				
01-98-00-4415 Maint. On Bldg. & Grounds	465.00	789.30	6,638.60	294.63	500.00	500.00	0.00%
01-98-00-4430 Maint. On Operating Equip.	2,742.02	3,677.96	3,913.21	1,837.31	1,500.00	1,500.00	0.00%
01-98-00-4431 Maint. On Furniture/Fixtures	-		-				
01-98-00-4480 Insurance	-		15.70	-	450.00	450.00	0.00%
01-98-00-4510 Travel/Training	559.03	565.73	1,994.09	1,928.08	800.00	800.00	0.00%
01-98-00-4520 THC Program Fee	535.00	535.00	1,035.00	535.00	535.00	535.00	0.00%
01-98-00-4530 Due Fees & Subscriptions	501.22	405.64	530.00	915.44	450.00	450.00	0.00%
01-98-00-4570 Legal Fees	-						
01-98-00-4575 Printing & Advertising	494.14	-	451.51	400.00	700.00	700.00	0.00%
TOTAL OPERATIONS	**5,296.41**	**5,973.63**	**14,578.11**	**5,910.46**	**4,935.00**	**4,935.00**	0.00%
SUPPLIES							
01-98-00-4310 General Office Supplies	279.50	211.75	140.77	161.98	200.00	200.00	0.00%
01-98-00-4312 Postage	59.06	41.02	58.80	103.04	65.00	65.00	0.00%
01-98-00-4320 Janitorial Supplies	28.52	141.79	186.30	37.45	65.00	65.00	0.00%
01-98-00-4330 Departmental Supplies	1,234.81	1,042.98	1,717.59	408.96	1,000.00	1,000.00	0.00%
01-98-00-4350 Fuel & Lubricants	-						
01-98-00-4390 Uniforms	-						
01-98-00-4399 Misc.	2,782.50	3,846.44	1,466.77	866.68	500.00	500.00	0.00%
TOTAL SUPPLIES	**4,384.39**	**5,283.98**	**3,570.23**	**1,578.11**	**1,830.00**	**1,830.00**	0.00%
UTILITY SERVICES							
01-98-00-4455 Internet Access	-	438.83	1,656.56	1,798.45	2,150.00	2,150.00	0.00%
01-98-00-4460 Electrical Svs.	1,686.62	1,640.34	2,384.90	1,811.82	1,650.00	1,650.00	0.00%
01-98-00-4466 Natural Gas	-	-					
01-98-00-4468 Telephone	466.56	466.56	-	-	408.00	408.00	0.00%
01-98-00-4469 Cellular Service	300.00	300.00	125.00		300.00	300.00	0.00%
TOTAL UTILITIES	**2,453.18**	**2,845.73**	**4,166.46**	**3,610.27**	**4,508.00**	**4,508.00**	0.00%
CAPITAL							
01-98-00-4725 Building Improvements	-		15,052.99	1,052.82			
01-98-00-4730 Furniture/Fixture	-		-				
01-98-00-4733 Operating Equipment	-		-		5,000.00	5,000.00	0.00%
TOTAL CAPITAL	-		**15,052.99**	**1,052.82**	**5,000.00**	**5,000.00**	0.00%
TOTAL MAIN STREET BUDGET	**67,664.58**	**70,866.33**	**85,938.01**	**68,239.22**	**72,570.58**	**76,888.20**	5.95%

Grand Saline Water Department
Utility Fund
03-30

OPERATING EXPENDITURES	FY 2016 Actual	FY 2017 Actual	FY 2018 Actual	FY 2019 Actual	FY 2020 Budget	FY 2021 Budget	Percent Increase/ (Decrease)
PERSONNEL							
03-30-00-4110 Salaries & Wages	247,069.29	233,740.76	255,207.86	266,979.90	299,000.00	308,360.00	3.1%
03-30-00-4120 Overtime	9,213.45	10,396.66	10,353.98	11,174.53	11,150.00	11,150.00	0.0%
03-30-00-4210 Insurance	67,529.28	51,654.54	58,636.05	72,442.89	72,991.80	83,939.76	15.0%
03-30-00-4220 FICA	20,309.71	19,132.58	20,450.13	20,928.68	25,320.38	26,327.12	4.0%
03-30-00-4230 TMRS	16,687.89	14,619.52	13,035.21	22,349.47	26,619.98	27,767.54	4.3%
03-30-00-4250 Unemployment	890.35	281.40	1,612.78	323.00	2,565.00	2,565.00	0.0%
03-30-00-4260 Workers Compensation	8,593.55	9,185.19	9,319.58	9,460.49	8,469.21	8,791.57	3.8%
03-30-00-4270 Certification Pay	3,775.00	3,225.00	3,125.00	2,925.00	2,700.00	6,000.00	122.2%
03-30-00-4280 Longevity	7,350.00	3,563.00	2,675.00	2,125.00	3,575.00	4,075.00	14.0%
03-30-00-4291 Vehicle Allowance	3,000.00	3,060.45	250.00	7.50			
03-30-00-4293 Cell Allowance			81.63	300.00			
TOTAL PERSONNEL	**384,418.52**	**348,859.10**	**374,747.22**	**409,016.46**	**452,391.37**	**478,975.99**	5.9%
OPERATIONS							
03-30-00-4415 Maint. On Bldg. & Grounds	1,111.35	2,325.47	2,490.41	11,732.74	800.00	800.00	0.0%
03-30-00-4420 Maint. On Vehicles	2,878.47	3,419.54	3,173.79	3,900.08	2,200.00	2,200.00	0.0%
03-30-00-4421 Maint. On Heavy Equip.	1,965.53	12,337.56	5,785.95	9,451.10	3,500.00	3,500.00	0.0%
03-30-00-4430 Maint. On Operating Equip.	5,604.32	2,965.88	8,312.62	7,493.79	3,000.00	3,000.00	0.0%
03-30-00-4433 Maint. On System	53,777.15	29,185.07	62,002.63	21,191.46	39,500.00	39,500.00	0.0%
03-30-00-4451 Maint. On Plant, Wells or Pumps	29,747.60	22,104.69	69,799.22	89,439.97	25,000.00	25,000.00	0.0%
03-30-00-4480 Insurance	4,641.16	6,500.55	6,959.81	15,238.17	8,142.29	8,142.29	0.0%
03-30-00-4510 Travel/Training	913.70	2,371.70	3,827.03	3,560.71	1,800.00	1,800.00	0.0%
03-30-00-4511 Employee Appreciation			175.98	2,276.96	1,500.00	1,500.00	0.0%
03-30-00-4530 Dues Fees & Subscriptions	5,443.64	7,003.55	6,216.30	3,868.92	4,500.00	4,500.00	0.0%
03-30-00-4545 Uniform Cleaning	3,831.14	4,283.71	5,461.99	6,025.49	4,000.00	4,000.00	0.0%
03-30-00-4564 Lab Analysis Fee	5,599.35	2,176.72	2,871.49	1,812.87	4,500.00	4,500.00	0.0%
03-30-00-4569 Engineering Services	-	52.19	67,818.18	82,385.75	8,000.00	8,000.00	0.0%
03-30-00-4570 Legal Fees							
03-30-00-4571 Audit Fee	4,650.00	4,650.00	4,650.00	4,650.00	4,650.00	4,650.00	0.0%
03-30-00-4572 Professional Services							
03-30-00-4575 Printing & Advertising	1,678.94	135.80	33.79	1,656.82	1,200.00	1,200.00	0.0%
TOTAL OPERATIONS	**121,842.35**	**99,512.43**	**249,579.19**	**264,684.83**	**112,292.29**	**112,292.29**	0.0%
SUPPLIES							
03-30-00-4310 General Office Supplies	2,655.95	1,402.42	3,416.95	1,823.42	1,800.00	1,800.00	0.0%
03-30-00-4312 Postage	4,596.92	4,695.28	4,052.35	4,778.08	4,500.00	4,500.00	0.0%
03-30-00-4320 Janitorial Supplies	56.38	-	8.54	188.34	100.00	100.00	0.0%
03-30-00-4330 Departmental Supplies	5,271.92	3,851.35	5,921.88	5,279.15	3,200.00	3,200.00	0.0%
03-30-00-4350 Fuel & Lubricants	5,049.00	5,139.38	6,940.57	4,910.83	6,000.00	6,000.00	0.0%
03-30-00-4360 Chemicals	13,827.86	4,946.36	6,697.42	5,593.83	15,000.00	15,000.00	0.0%
03-30-00-4399 Misc.	903.00	990.24	1,011.11	1,309.45	200.00	200.00	0.0%
TOTAL SUPPLIES	**32,361.03**	**21,025.03**	**28,048.82**	**23,883.10**	**30,800.00**	**30,800.00**	0.0%
UTILITY SERVICES							
03-30-00-4455 Internet Access	-	80.51	243.53	248.05	1,000.00	1,000.00	0.0%
03-30-00-4460 Electrical Svs.	25,841.93	25,080.38	34,907.11	27,983.92	27,000.00	27,000.00	0.0%
03-30-00-4466 Natural Gas	519.30	627.86	1,063.02	1,247.64	1,500.00	1,500.00	0.0%
03-30-00-4468 Telephone & Fax Lines	1,858.03	1,188.68	626.04	1,028.03	1,800.00	1,800.00	0.0%
03-30-00-4469 Cellular Service	1,093.25	1,086.44	902.84	1,029.69	1,200.00	1,200.00	0.0%
TOTAL UTILITIES	**29,312.51**	**27,983.36**	**37,742.54**	**31,537.33**	**32,500.00**	**32,500.00**	0.0%
TRANSFERS OUT							
03-30-00-4573 Current Portion of Long-Term Debt	102,818.00	147,676.52	149,073.68	149,333.29	219,142.13	233,829.23	6.7%
03-30-00-4574 Administrative Management Fee	35,000.00	45,000.00	45,000.00	45,000.00	45,000.00	50,000.00	11.1%
TOTAL TRANSFERS	**137,818.00**	**192,676.52**	**194,073.68**	**194,333.29**	**264,142.13**	**283,829.23**	7.5%
CAPITAL							
03-30-00-4720 Buildings							
03-30-00-4730 Equipment							
03-30-00-4733 Operating Equipment(share of Server)	-			26,865.00			
03-30-00-4753 Plant, Wells & Pumps	75,853.93	-					
03-30-00-4760 Water Tower Rehab and Updates	440,000.00	281,604.19	10,382.55				
03-30-00-4900 Capital Outlay (AMR Meter Project)	-		101,190.00	196,423.54	215,000.00	-	-100.0%
TOTAL CAPITAL	**515,853.93**	**281,604.19**	**111,572.55**	**223,288.54**	**215,000.00**	-	-100.0%
TOTAL WATER DEPARTMENT BUDGET	**1,221,606.34**	**971,660.63**	**995,764.00**	**1,146,743.55**	**1,107,125.79**	**938,397.51**	-15.2%

Grand Saline Wastewater Department
Utility Fund
03-40

OPERATING EXPENDITURES	FY 2016 Actual	FY 2017 Actual	FY 2018 Actual	FY 2019 Actual	FY 2020 Budget	FY 2021 Budget	Percent Increase/ (Decrease)
PERSONNEL							
03-40-00-4110 Salaries & Wages	62,632.46	44,829.89	57,586.68	49,200.15	59,280.00	28,600.00	-51.75%
03-40-00-4120 Overtime	1,806.53	1,141.24	6,071.97	6,425.65	8,500.00	8,500.00	0.00%
03-40-00-4210 Insurance	8,470.31	13,429.18	18,453.84	12,624.38	16,220.40	9,326.64	-42.50%
03-40-00-4220 FICA	4,948.31	3,497.84	4,946.36	4,241.98	5,246.37	2,903.18	-44.66%
03-40-00-4230 TMRS	4,047.92	2,420.07	3,396.34	4,347.18	5,238.97	2,568.04	-50.98%
03-40-00-4250 Unemployment	342.01	16.48	328.23	22.28	540.00	270.00	-50.00%
03-40-00-4260 Workers Compensation	1,550.75	2,005.76	1,505.73	1,547.37	1,542.99	853.84	-44.66%
03-40-00-4270 Certification Pay	925.00	525.00	900.00	625.00	600.00	600.00	0.00%
03-40-00-4280 Longevity	550.00	700.00	100.00	100.00	200.00	250.00	25.00%
TOTAL PERSONNEL	**85,273.29**	**68,565.46**	**93,289.15**	**79,133.99**	**97,368.73**	**53,871.70**	-44.67%
OPERATIONS							
03-40-00-4415 Maint. On Bldg. & Grounds	1,777.10	519.63	909.59	416.91	1,000.00	1,000.00	0.00%
03-40-00-4420 Maint. On Vehicles	240.94	940.51	1,131.12	1,519.35	1,000.00	1,000.00	0.00%
03-40-00-4421 Maint. On Heavy Equip.	3,072.81	7,152.45	961.58	5,308.24	3,500.00	3,500.00	0.00%
03-40-00-4430 Maint. On Operating Equip.	34,823.05	50,365.39	22,315.02	20,581.81	16,500.00	16,500.00	0.00%
03-40-00-4433 Maint. On System	4,280.33	3,546.03	18,798.73	18,808.75	35,000.00	35,000.00	0.00%
03-40-00-4453 Maint. On Plant, Wells or Pumps		-					
03-40-00-4480 Insurance	2,099.95	2,532.08	2,310.07	4,339.13	2,518.81	2,518.81	0.00%
03-40-00-4510 Travel/Training	912.72	2,111.69	1,326.59	2,418.48	1,500.00	1,500.00	0.00%
03-40-00-4530 Dues Fees & Subscriptions	5,228.21	5,878.52	3,325.84	3,255.84	4,500.00	4,500.00	0.00%
03-40-00-4545 Uniform Cleaning	-	1,846.03	2,973.25	2,412.89	800.00	800.00	0.00%
03-40-00-4564 Lab Analysis Fee	8,175.00	6,414.00	5,488.00	8,071.00	6,500.00	6,500.00	0.00%
03-40-00-4569 Engineering Services	1,500.00	-	36,155.88	65,583.49	4,000.00	4,000.00	0.00%
03-40-00-4570 Legal Fees	-	-	-	-	1,000.00	1,000.00	0.00%
03-40-00-4571 Audit Fee	3,150.00	3,150.00	3,150.00	3,150.00	3,150.00	3,150.00	0.00%
03-40-00-4575 Printing & Advertising	705.77	178.88	594.00	71.66	600.00	600.00	0.00%
TOTAL OPERATIONS	**65,965.88**	**84,635.21**	**99,439.67**	**135,937.55**	**81,568.81**	**81,568.81**	0.00%
SUPPLIES							
03-40-00-4310 General Office Supplies	3,061.03	1,069.79	3,226.21	834.49	1,800.00	1,800.00	0.00%
03-40-00-4312 Postage	2,893.24	3,121.32	3,644.10	2,932.29	3,500.00	3,500.00	0.00%
03-40-00-4320 Janitorial Supplies	141.84	118.66	239.86	147.43	100.00	100.00	0.00%
03-40-00-4330 Departmental Supplies	2,026.40	2,482.11	1,697.11	1,366.19	2,000.00	2,000.00	0.00%
03-40-00-4350 Fuel & Lubricants	4,636.06	4,240.99	6,308.70	1,895.39	5,500.00	5,500.00	0.00%
03-40-00-4360 Chemicals	33,762.92	14,684.20	9,774.03	4,648.43	19,000.00	19,000.00	0.00%
03-40-00-4399 Misc.	241.87	364.66	270.11	6,100.00	300.00	300.00	0.00%
TOTAL SUPPLIES	**46,763.36**	**26,081.73**	**25,160.12**	**17,924.22**	**32,200.00**	**32,200.00**	0.00%
UTILITY SERVICES							
03-40-00-4455 Internet Access	1,338.79	837.56	563.57	330.56	925.00	925.00	0.00%
03-40-00-4460 Electrical Svs.	20,206.55	25,761.77	34,384.13	29,234.62	23,000.00	23,000.00	0.00%
03-40-00-4466 Natural Gas							
03-40-00-4468 Telephone & Fax Line	1,213.81	869.87	787.06	1,276.08	1,200.00	1,200.00	0.00%
03-40-00-4469 Cellular Service	938.84	894.86	984.40	908.67	1,200.00	1,200.00	0.00%
TOTAL UTILITIES	**23,697.99**	**28,364.06**	**36,719.16**	**31,749.93**	**26,325.00**	**26,325.00**	0.00%
TRANSFERS OUT							
03-40-00-4573 Current Portion of Long-Term Debt	34,273.00	49,225.51	49,691.23	49,777.76	73,047.37	77,943.08	6.70%
03-40-00-4574 Administrative Management Fee	40,000.00	50,000.00	50,000.00	50,000.04	50,000.00	55,000.00	10.00%
TOTAL TRANSFERS	**74,273.00**	**99,225.51**	**99,691.23**	**99,777.80**	**123,047.37**	**132,943.08**	8.04%
CAPITAL							
03-40-00-4733 Operating Equipment	5,980.00	-	-				
03-40-00-4000 Share of New Server	-	-					
03-40-00-4761 WW Improvements (replace clarifiers)	117,789.47	-	-				
TOTAL CAPITAL	**123,769.47**	**-**	**-**				
TOTAL WASTEWATER DEPARTMENT BUDGET	**419,742.99**	**306,871.97**	**354,299.33**	**364,523.49**	**360,509.91**	**326,908.59**	-9.32%

Grand Saline Solid Waste Disposal
Solid Waste Disposal Fund
06-60

OPERATING EXPENDITURES	FY 2016 Actual	FY 2017 Actual	FY 2018 Actual	FY 2019 Actual	FY 2020 Budget	FY 2021 Budget	Percent Increase/ (Decrease)
PERSONNEL							
06-60-00-4110 Salaries & Wages							
06-60-00-4210 Insurance							
06-60-00-4220 FICA							
06-60-00-4230 TMRS							
06-60-00-4250 Unemployment							
06-60-00-4260 Workers Compensation							
06-60-00-4270 Certification Pay							
06-60-00-4280 Longevity							
TOTAL PERSONNEL							
OPERATIONS							
06-60-00-4415 Removal of Brush and Debris	-	2,918.97	9,068.59	6,389.21	32,000.00	32,000.00	0.0%
06-60-00-4464 Contract Hauling	276,755.34	242,986.31	307,708.08	275,881.70	268,000.00	268,000.00	0.0%
06-60-00-4471 Sales Tax on Sanitation Charges	20,250.67	14,356.86	18,393.63	45,281.26	19,000.00	19,000.00	0.0%
06-60-00-4530 Dues & Subscriptions							
06-60-00-4570 Legal Fees							
06-60-00-4571 Audit Fees	1,500.00	1,500.00	1,500.00	1,500.00	1,500.00	1,500.00	0.0%
06-60-00-4599 Other Services							
TOTAL OPERATIONS	**298,506.01**	**261,762.14**	**336,670.30**	**329,052.17**	**320,500.00**	**320,500.00**	0.0%
SUPPLIES							
06-60-00-4310 General Office Supplies							
06-60-00-4317 Postage							
06-60-00-4320 Janitorial Supplies							
06-60-00-4330 Departmental Supplies							
06-60-00-4350 Fuel & Lubricants							
06-60-00-4390 Uniforms							
06-60-00-4399 Misc.							
TOTAL SUPPLIES							
UTILITY SERVICES							
06-60-00-4460 Electrical Svs.							
06-60-00-4466 Natural Gas							
06-60-00-4468 Telephone							
TOTAL UTILITIES							
TRANSFERS OUT TO GENERAL FUND							
06-60-00-4472 Sales Tax Portion to General Fund	4,868.29	10,673.88	6,812.75	4,837.47	5,000.00	5,000.00	0.0%
06-60-00-4497 Franchise Fee to General Fund	16,200.00	16,200.00	16,200.00	16,200.00	16,200.00	16,200.00	0.0%
06-60-00-4573 Administrative Services	18,000.00	30,000.00	30,000.00	30,000.00	30,000.00	40,000.00	33.3%
TOTAL TRANSFERS	**39,068.29**	**56,873.88**	**53,012.75**	**51,037.47**	**51,200.00**	**61,200.00**	19.5%
CAPITAL							
06-60-00-4730 Furniture/Fixture							
06-60-00-4733 Operating Equipment (share of Server)	-	-	-				
TOTAL CAPITAL	-	-	-				
TOTAL SOLID WASTE DISPOSAL BUDGET	**337,574.30**	**318,636.02**	**389,683.05**	**380,089.64**	**371,700.00**	**381,700.00**	2.7%

Grand Saline Ambulance Service
Emergency Services Fund
80 - 80

OPERATING EXPENDITURES	FY 2016 Budget	FY 2017 Actual	FY 2018 Actual	FY 2019 Actual	FY 2020 Budget	FY 2021 Budget	Percent Increase/ (Decrease)
PERSONNEL							
80-80-00-4110 Salaries & Wages							
80-08-00-4120 Overtime							
80-08-00-4130 Vacation Buyback							
80-80-00-4210 Group Insurance							
80-80-00-4220 FICA							
80-80-00-4230 TMRS							
80-80-00-4250 Unemployment							
80-80-00-4260 Workers Compensation							
80-80-00-4270 Certification Pay							
80-80-00-4280 Longevity							
TOTAL PERSONNEL							
OPERATIONS							
80-80-00-4420 Maint. On Vehicles	8,000.00						
80-80-00-4430 Maint. On Equipment							
80-80-00-4480 Liability Insurance							
80-80-00-4510 Travel/Training							
80-80-00-4530 Dues & Subscriptions							
80-80-00-4545 Uniform Cleaning							
80-80-00-4571 Audit Fees							
80-80-00-4572 Memberships and Champion Subsidy	137,724.00	138,025.00	136,443.00	52,529.17	17,808.00	17,808.00	0.0%
80-80-00-4575 Printing & Advertising							
80-80-00-4576 Medical Services							
80-80-00-4577 Laundry							
TOTAL OPERATIONS	**145,724.00**	**138,025.00**	**136,443.00**	**52,529.17**	**17,808.00**	**17,808.00**	0.0%
SUPPLIES							
80-80-00-4310 General Office Supplies							
80-80-00-4311 Medical Supplies							
80-80-00-4317 Postage							
80-80-00-4320 Janitorial Supplies							
80-80-00-4350 Fuel & Lubricants							
80-80-00-4390 Uniforms							
80-80-00-4399 Misc.		175					
TOTAL SUPPLIES	-	175					
UTILITY SERVICES							
80-80-00-4460 Electrical Svs.							
80-80-00-4466 Natural Gas							
80-80-00-4468 Telephone & Fax Lines							
80-80-00-4469 Cellular Service							
TOTAL UTILITIES	-						
TRANSFERS OUT							
80-80-00-4573 Current Portion of Long-Term Debt							
80-80-00-4997 Transfer to ESD No 2 Fire Dept							
TOTAL TRANSFERS	-						
CAPITAL							
80-80-00-4730 Furniture/Fixture							
80-80-00-4741 Ambulance Pmt. (Lease Purchase)	-						
TOTAL CAPITAL	-						
TOTAL AMBULANCE SERVICE BUDGET	**145,724.00**	**138,200.00**	**136,443.00**	**52,529.17**	**17,808.00**	**17,808.00**	0.0%

Grand Saline Fire Department
Emergency Services Fund
82 - 90

OPERATING EXPENDITURES	FY 2016 Budget	FY 2017 Budget	FY 2018 Actual	FY 2019 Actual	FY 2020 Budget	FY 2021 Budget	Percent Increase/ (Decrease)
PERSONNEL							
82-90-00-4110 Salaries & Wages							
82-90-00-4210 Insurance							
82-90-00-4220 FICA							
82-90-00-4230 Fire Pension Fund	-	3,000.00	1,799.28	7,668.72	4,058.83	4,058.83	0.0%
82-90-00-4250 Unemployment							
82-90-00-4260 Workers Compensation	600.00	600.00	(99.33)	386.90	1,086.90	1,086.90	0.0%
82-90-00-4270 Certification Pay	763.68 volunteer hrs						
82-90-00-4280 Longevity							
82-90-00-4292 Uniform Allowance							
TOTAL PERSONNEL	**600.00**	**3,600.00**	**1,699.95**	**8,055.62**	**5,145.73**	**5,145.73**	0.0%
OPERATIONS							
82-90-00-4415 Maint. On Bldg. & Grounds	2,000.00	1,500.00	4,093.42	779.76	1,500.00	1,500.00	0.0%
82-90-00-4420 Maint. On Vehicles	15,000.00	20,000.00	19,831.54	28,154.04	24,000.00	24,000.00	0.0%
82-90-00-4422 Fire Equipment Repair/Maintenance	10,000.00	3,000.00	2,000.00	3,916.40	4,000.00	4,000.00	0.0%
82-90-00-4430 Maint. On Operating Equip.	10,000.00	4,000.00	978.14	1,002.85	2,000.00	2,000.00	0.0%
82-90-00-4432 Communication Equip. Maint.	5,000.00	5,000.00	5,986.22	3,787.34	5,000.00	5,000.00	0.0%
82-90-00-4480 Insurance	-		6,521.18	5,583.33	6,654.27	6,654.27	0.0%
82-90-00-4510 Travel/Training	500.00	500.00	515.11	799.75	7,500.00	7,500.00	0.0%
82-90-00-4530 Dues & Subscriptions	30.00	1,000.00	1,475.00	3,056.86	2,500.00	2,500.00	0.0%
82-90-00-4570 Legal Services	-	-	-				
82-90-00-4571 Audit Fees	500.00	500.00	500.00	500.00	500.00	500.00	0.0%
82-90-00-4574 Personnel ID - Apparel	-	1,000.00	881.05	944.15	2,000.00	2,000.00	0.0%
82-90-00-4572 Professional Services	-	2,000.00	699.46	-	1,000.00	1,000.00	0.0%
82-90-00-4575 Printing & Advertising	1,000.00	1,000.00	348.00	-	1,000.00	1,000.00	0.0%
82-90-00-4599 Other Services-Firefighter Calls	100.00	-	-				
82-90-00-4570 Legal Services		-	-				
82-90-00-4730 Generator and Siren Warning System maintenance contract			2,457.00	-	2,300.00	2,300.00	0.0%
TOTAL OPERATIONS	**44,130.00**	**39,500.00**	**46,286.12**	**48,524.48**	**59,954.27**	**59,954.27**	0.0%
SUPPLIES							
82-90-00-4310 General Office Supplies	300.00	300.00	-	219.08	800.00	800.00	0.0%
82-90-00-4313 Postage	100.00	100.00	72.00	76.00	100.00	100.00	0.0%
82-90-00-4326 Personal Protective Equipment	1,500.00	15,000.00	15,775.51	14,202.74	19,000.00	19,000.00	0.0%
82-90-00-4330 Departmental Supplies	500.00	500.00	896.99	297.14	1,000.00	1,000.00	0.0%
82-90-00-4350 Fuel & Lubricants	5,000.00	4,000.00	3,338.41	3,632.66	4,000.00	4,000.00	0.0%
82-90-00-4385 Fire Safety Education	-	1,000.00	1,072.90	455.45	2,000.00	2,000.00	0.0%
82-90-00-4399 Misc.	700.00	1,000.00	1,616.06	1,235.93	1,500.00	1,500.00	0.0%
TOTAL SUPPLIES	**8,100.00**	**21,900.00**	**22,771.87**	**20,119.00**	**28,400.00**	**28,400.00**	0.0%
UTILITY SERVICES							
82-90-00-4460 Electrical Svs.	1,500.00	1,800.00	3,790.72	3,791.87	2,800.00	2,800.00	0.0%
82-90-00-4466 Natural Gas	1,200.00	400.00	406.77	298.33	400.00	400.00	0.0%
82-90-00-4468 Telephone & Fax Lines	260.00	-	326.90	401.19	400.00	400.00	0.0%
TOTAL UTILITIES	**2,960.00**	**2,200.00**	**4,524.39**	**4,491.39**	**3,600.00**	**3,600.00**	0.0%
TRANSFERS OUT							
82-90-00-4573 Current Portion of Long-Term Debt - E1	-	-	-				
82-90-00-4997 Transfer to other funds	-	-	66,674.05				
TOTAL TRANSFERS	**-**	**-**	**66,674.05**				
CAPITAL							
82-90-00-4714 Personal Protective Equipment				-			
82-90-00-4720 Buildings	5,000.00	5,000.00	-				
82-90-00-4725 Building Improvements	5,000.00	3,000.00	8,023.58	4,062.87	6,900.00	6,900.00	0.0%
82-90-00-4733 Operating Equipment	7,000.00	10,000.00	7,103.50	7,272.24	10,000.00	10,000.00	0.0%
82-90-00-4734 Rescue Equipment	8,000.00	10,000.00	6,000.00	2,387.62	6,000.00	6,000.00	0.0%
82-90-00-4735 Instruments and Apparatus	-	-	144.39				
82-90-00-4741 Vehicles - Fire			-				
TOTAL CAPITAL	**25,000.00**	**28,000.00**	**21,271.47**	**13,722.73**	**22,900.00**	**22,900.00**	0.0%
TOTAL VOLUNTEER FIRE DEPARTMENT BUDGET	**80,790.00**	**95,200.00**	**163,227.85**	**94,913.22**	**120,000.00**	**120,000.00**	0.0%